

**UNIVERSITY OF AGRICULTURAL SCIENCES, BENGALURU &
INDIAN METEOROLOGICAL DEPARTMENT**



**GRAMIN KRISHI MAUSAM SEWA
AMFU, OFRS, NAGANAHALLI,
MYSURU - 570003**



Date: 15-03-2024

AGRO-ADVISORY BULLETIN FOR MANDYA DISTRICT

Issued jointly by, UAS, Bengaluru & Indian Meteorological Department

| Past Weather Data | | | |
|---|-------------------|-------------------|-------------------|
| Parameter | 18.03.2024 | 19.03.2024 | 20.03.2024 |
| Rainfall (mm) | 0 | 0 | 0 |
| Max. Temp. (°C) | 36.6 | 36 | 36.2 |
| Min. Temp. (°C) | 20.2 | 21.4 | 22.4 |
| Sky condition (Octas) | 2 | 2 | 4 |
| Relative humidity (%) 0830 hours | 78 | 84 | 77 |
| Relative humidity (%) 1730 hours | 39 | 37 | 40 |
| Wind Speed (km/h) | 0 | 4 | 4 |
| Wind Direction | 0 | 270 | 320 |

Weather forecast for the next five days (From 16-03-2024 to 20-03-2024)

| Parameter | 16.03.2024 | 17.03.2024 | 18.03.2024 | 19.03.2024 | 20.03.2024 |
|---|-------------------|-------------------|-------------------|-------------------|-------------------|
| Rainfall (mm) | 1 | 0 | 0 | 0 | 0 |
| Max. temp (°C) | 34.4 | 35.5 | 35.1 | 35.2 | 35.4 |
| Min.Temp (°C) | 17.8 | 16 | 15.7 | 16.1 | 16.4 |
| Sky condition (Octas) | 3 | 0 | 0 | 0 | 1 |
| Relative humidity (%) 0830 hours | 63 | 53 | 65 | 64 | 71 |
| Relative humidity (%) 1730 hours | 34 | 21 | 19 | 20 | 20 |
| Wind Speed (kmph) | 8 | 12 | 10 | 9 | 9 |
| Wind Direction | 180 | 154 | 150 | 180 | 195 |

Forecast Summary

As forecast received from IMD, Clear sky with very light rainfall may be expected from 16.03.2024 to 20.03.2024 in Mandya district. The day temperature is expected to be 34.4-35.5°C & night temperature is expected 15.7-17.8°C. The relative humidity in the morning hours is expected to be 53-71% & afternoon relative humidity is expected to be in the range of 19-34% per cent. Wind speed expected to be 8-12 km/ hr.

Recommendations to the farmers:

| Crop | Pest/Disease | Damage symptoms | Control measures |
|-------------------|---------------------------|---|--|
| | | | <ul style="list-style-type: none"> Mulching with crop residues in crop fields will minimize water loss through evapotranspiration. Farmers should provide protective irrigation if rainfall does not occur at the critical stage of crop growth. Take deep summer ploughing after harvesting of Rabi crops, due to overturning of the soil in summer ploughing the sharp rays of sun enters the soil and kills the eggs, larvae and pupae of pests. This avoids the spread of the pests in the next growing season. Due to dry weather prevail for next four days, farmers may take up irrigation to the dry land horticultural crops and other field crops depending on soil and crop condition. As dry weather is predicted for the next five days, care should be taken to maintain the optimum moisture level of 60% in vermicompost pits. |
| Banana | Pseudostem borer | <ul style="list-style-type: none"> The grubs bore the pseudostem, affected plants with number of holes on pseudostem, breaking of infested plants at damaged portion due to wind. Management: Add 3.0 ml. Chloropyriphos 20 EC.or 3.0 ml. Dimethoate 30 EC. with 5.0 ml. water. Inject the mixture to the pseudostem about a feet height from ground level. | |
| Tomato | Fruit borer | For every 25 rows of tomato grow one row of marigold cultivar African tall. The marigold seedlings about 35-40 days old. If borer problems exceeds 10 per cent spray 4 per cent. NSKE or 1.0 g. Methomil 40 SP. in a lit. water. | |
| Cowpea/Black gram | Aphids | Several individuals suck the sap from tender shoots, flower buds, flowers, leaves and tender pods. Yellowing of leaves, shrivelled grains and sooty mold on leaves. To manage this pest spray Dimethoate – 30 EC. @ 1.7 ml./liter water spray. 200 lit. Spray mixture/acre. | |
| watermelon | Sucking pests | For control of sucking insects in water melon install 8 – 10 yellow sticky traps per acre. When the infestation is sever spray melathion 50 EC @ 1 ml/lit water. | |
| Sugarcane | Trash management | Sugarcane trash can be converted into compost or spread the trash in alternate rows and give irrigation, apply 15 kg urea with 5% cow dung slurry and sprinkle on trash. Application of fluorotous microbes at 5 kg /acre on trash or 1 -1.5 t press mud will enhance the fast degradation of trash. | |
| Coconut | Black headed catterpillar | Remove and burn the severely affected fronds. On community basis feed the Manocrotophos 36 SL. to the palm through root. Method: A meter away from trunk, dig out and select brown coloured pencil thickness size root. Cut the root in a slanting position. To the polythene bag (size of 15 cm. length 4 cm. breadth) add 7.5 to 10 ml. Monocrotophos 36 SL. with equal quantity of water, introduce and immerse cut end of the root in | |

| | |
|---|---|
| | <p>insecticide mixture and tie the bag with thread.</p> <p>The palm absorb the chemical within a period of 24 hours, if not after 48 hours select another root to feed the chemical. Not to harvest tender coconuts/matured coconuts for 30 days from date of chemical treatment.</p> |
| Cattle management during summer months | <ul style="list-style-type: none"> • Maximum temperature expected to rise in coming days so tie the livestock animals in shade / cool place. • Put 4-6 inches of grass cover on the cattle shed, water 2-3 times in the afternoon and also water the floor and walls of the cattle shed. This keeps the cattle shed fairly cool. • Arrangements should be made so that air can flow easily in the cattle shed. • Clean water should be given to the cattles. • Don't allowed the cattle to graze during afternoon period when the temperature is high, cattles should be allowed to graze in the morning or evening time. |

Block level weather forecast (From 16-03-2024 to 20-03-2024)

| Krishnarajpet | | | | | |
|---|-------------------|-------------------|-------------------|-------------------|-------------------|
| Parameter | 16.03.2024 | 17.03.2024 | 18.03.2024 | 19.03.2024 | 20.03.2024 |
| Rainfall (mm) | 0 | 0 | 0 | 0 | 0 |
| Max. temp (°C) | 32.5 | 34.5 | 33.6 | 33.7 | 34 |
| Min.Temp (°C) | 18.7 | 17 | 16.5 | 16.9 | 17.1 |
| Sky condition (Octas) | 4 | 1 | 0 | 0 | 1 |
| Relative humidity (%) 0830 hours | 65 | 60 | 73 | 80 | 86 |
| Relative humidity (%) 1730 hours | 34 | 21 | 20 | 21 | 21 |
| Wind Speed (kmph) | 6 | 12 | 10 | 8 | 7 |
| Wind Direction | 165 | 154 | 124 | 135 | 180 |

| Maddur | | | | | |
|---|-------------------|-------------------|-------------------|-------------------|-------------------|
| Parameter | 16.03.2024 | 17.03.2024 | 18.03.2024 | 19.03.2024 | 20.03.2024 |
| Rainfall (mm) | 0 | 0 | 0 | 0 | 0 |
| Max. temp (°C) | 33.7 | 35.2 | 34.8 | 35 | 35.2 |
| Min.Temp (°C) | 21.3 | 19.2 | 19.6 | 19.9 | 20.7 |
| Sky condition (Octas) | 3 | 0 | 0 | 0 | 0 |
| Relative humidity (%) 0830 hours | 61 | 48 | 61 | 56 | 62 |
| Relative humidity (%) 1730 hours | 32 | 20 | 18 | 18 | 18 |
| Wind Speed (kmph) | 8 | 11 | 11 | 9 | 9 |

| | | | | | |
|-----------------------|----|-----|-----|-----|-----|
| Wind Direction | 90 | 244 | 240 | 160 | 148 |
|-----------------------|----|-----|-----|-----|-----|

Malvalli

| Parameter | 16.03.2024 | 17.03.2024 | 18.03.2024 | 19.03.2024 | 20.03.2024 |
|---|-------------------|-------------------|-------------------|-------------------|-------------------|
| Rainfall (mm) | 0 | 0 | 0 | 0 | 0 |
| Max. temp (°C) | 33.6 | 34.1 | 33.7 | 34 | 34.1 |
| Min.Temp (°C) | 20.7 | 18.4 | 18.8 | 19.2 | 20 |
| Sky condition (Octas) | 3 | 0 | 0 | 0 | 0 |
| Relative humidity (%) 0830 hours | 59 | 48 | 60 | 54 | 58 |
| Relative humidity (%) 1730 hours | 31 | 19 | 18 | 18 | 18 |
| Wind Speed (kmph) | 8 | 11 | 10 | 9 | 9 |
| Wind Direction | 150 | 118 | 124 | 158 | 199 |

Mandya

| Parameter | 16.03.2024 | 17.03.2024 | 18.03.2024 | 19.03.2024 | 20.03.2024 |
|---|-------------------|-------------------|-------------------|-------------------|-------------------|
| Rainfall (mm) | 0 | 0 | 0 | 0 | 0 |
| Max. temp (°C) | 34 | 34.7 | 34.5 | 34.4 | 34.4 |
| Min.Temp (°C) | 20.7 | 18.2 | 18.6 | 18.9 | 19.6 |
| Sky condition (Octas) | 3 | 0 | 0 | 0 | 0 |
| Relative humidity (%) 0830 hours | 59 | 50 | 68 | 66 | 72 |
| Relative humidity (%) 1730 hours | 33 | 20 | 18 | 19 | 19 |
| Wind Speed (kmph) | 7 | 11 | 11 | 9 | 9 |
| Wind Direction | 120 | 120 | 135 | 199 | 203 |

Nagamangala

| Parameter | 16.03.2024 | 17.03.2024 | 18.03.2024 | 19.03.2024 | 20.03.2024 |
|---|-------------------|-------------------|-------------------|-------------------|-------------------|
| Rainfall (mm) | 0 | 0 | 0 | 0 | 0 |
| Max. temp (°C) | 33.7 | 35.1 | 35 | 34.9 | 35 |
| Min.Temp (°C) | 20.4 | 18.5 | 18.6 | 18.7 | 19.2 |
| Sky condition (Octas) | 2 | 0 | 0 | 0 | 1 |
| Relative humidity (%) 0830 hours | 61 | 50 | 65 | 67 | 79 |
| Relative humidity (%) 1730 hours | 35 | 22 | 19 | 19 | 20 |
| Wind Speed (kmph) | 7 | 13 | 10 | 9 | 9 |

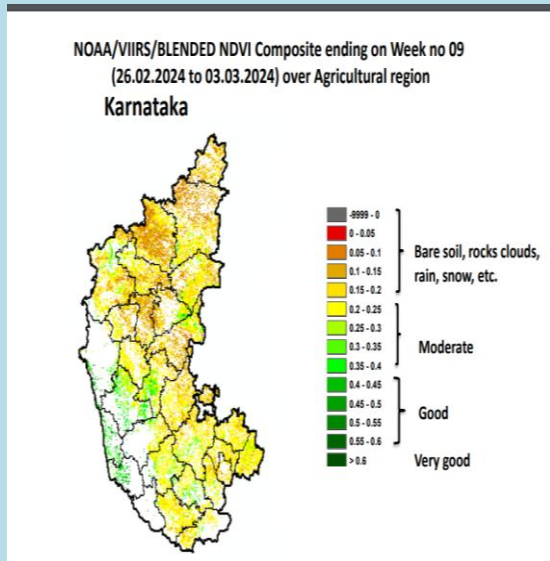
| | | | | | |
|-----------------------|-----|-----|-----|-----|-----|
| Wind Direction | 158 | 146 | 117 | 124 | 124 |
|-----------------------|-----|-----|-----|-----|-----|

Pandavapura

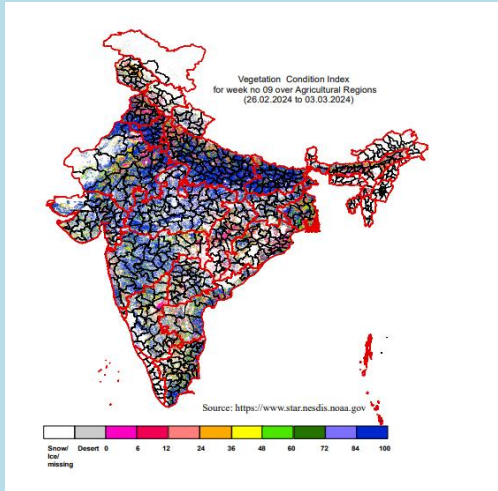
| Parameter | 16.03.2024 | 17.03.2024 | 18.03.2024 | 19.03.2024 | 20.03.2024 |
|---|-------------------|-------------------|-------------------|-------------------|-------------------|
| Rainfall (mm) | 0 | 0 | 0 | 0 | 0 |
| Max. temp (°C) | 33 | 34.5 | 33.9 | 33.7 | 33.9 |
| Min.Temp (°C) | 19.2 | 17.2 | 17.2 | 17.5 | 18.1 |
| Sky condition (Octas) | 4 | 0 | 0 | 0 | 1 |
| Relative humidity (%) 0830 hours | 62 | 56 | 74 | 77 | 83 |
| Relative humidity (%) 1730 hours | 36 | 21 | 19 | 20 | 21 |
| Wind Speed (kmph) | 7 | 12 | 11 | 9 | 9 |
| Wind Direction | 135 | 135 | 117 | 117 | 75 |

Shrirangapattana

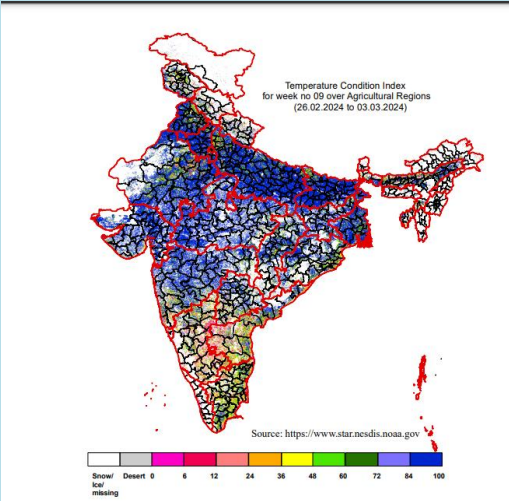
| Parameter | 16.03.2024 | 17.03.2024 | 18.03.2024 | 19.03.2024 | 20.03.2024 |
|---|-------------------|-------------------|-------------------|-------------------|-------------------|
| Rainfall (mm) | 0 | 0 | 0 | 0 | 0 |
| Max. temp (°C) | 32.2 | 33.8 | 33.2 | 33 | 33.3 |
| Min.Temp (°C) | 19 | 16.9 | 16.9 | 17.3 | 17.9 |
| Sky condition (Octas) | 4 | 0 | 0 | 0 | 1 |
| Relative humidity (%) 0830 hours | 61 | 55 | 72 | 74 | 79 |
| Relative humidity (%) 1730 hours | 36 | 20 | 19 | 20 | 21 |
| Wind Speed (kmph) | 7 | 12 | 11 | 9 | 9 |
| Wind Direction | 203 | 135 | 113 | 75 | 162 |



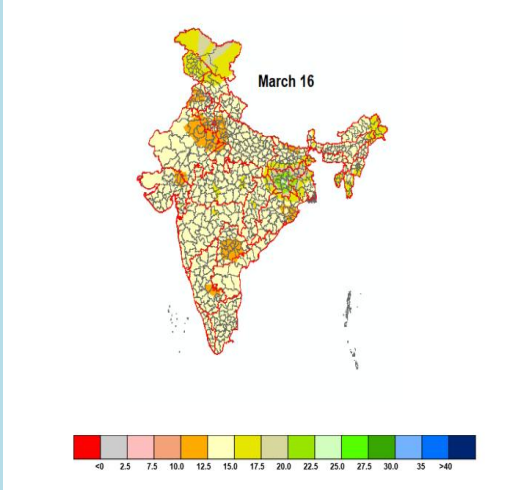
Vegetation Condition Index



Temperature Condition Index



Forecasted soil moisture



Farmers facing high temperatures, low soil moisture and reduced vegetation should prioritize efficient irrigation techniques, such as drip irrigation and implement mulching to conserve moisture and mitigate evaporation. Opting for drought-resistant crops and employing soil conservation methods like cover cropping can help maintain soil health and resilience.

- Download “**DAMINI**” app to get early warning on lightning and take precautions based on the alert given by the application.
- Kindly download “**MAUSAM**” APP for location specific forecast & warning & “**MEGHDOOT**” APP for Agromet advisory
- This information is available in the website: mausam.imd.gov.in

For any information farmers can contact **Dr.C.Ramachandra**, Senior Farm Superintendent/ **Dr. Sumanth Kumar.G.V**, Research Assoicateover phone No. 0821-259126/ 9535345814.

**AMFU of IMD,
Naganahalli, Mysuru**