

**UNIVERSITY OF AGRICULTURAL SCIENCES, BENGALURU &
INDIAN METEOROLOGICAL DEPARTMENT**



**GRAMIN KRISHI MAUSAM SEWA
AMFU, OFRS, NAGANAHALLI,
MYSURU - 570003**



Date: 24-09-2024

AGRO-ADVISORY BULLETIN FOR KODAGU DISTRICT

Issued jointly by, UAS, Bengaluru & Indian Meteorological Department

Past Weather Data

Parameter	21.09.2024	22.09.2024	23.09.2024	24.09.2024
Rainfall (mm)	0	5.5	0	-
Max. Temp. (°C)	27.5	28.3	29.4	-
Min. Temp. (°C)	18.6	16.3	17.7	-
Sky condition (Octas)	-	-	-	-
Relative humidity (%) 0830 hours	92	93	79	-
Relative humidity (%) 1730 hours	74	67	77	-
Wind Speed (km/h)	-	-	-	-
Wind Direction	-	-	-	-

Weather forecast for the next five days (From 25-09-2024 to 29-09-2024)

Parameter	25.09.2024	26.09.2024	27.09.2024	28.09.2024	29.09.2024
Rainfall (mm)	37	15	14	8	14
Max. Temp. (°C)	28	27.9	29.6	31	32.8
Min. Temp. (°C)	19.6	19.7	19.4	18.2	19.8
Sky condition (Octas)	8	7	6	6	7
Relative humidity (%) 0830 hours	96	97	96	96	94
Relative humidity (%) 1730 hours	80	77	65	60	52
Wind Speed (kmph)	10	9	8	7	6
Wind Direction	249	243	225	238	289

Forecast Summary

As forecast received from IMD, cloudy sky with **light to moderate rainfall** may be expected from 25.09.2024 to 29.09.2024 in Kodagu district. The day temperature is expected to be 28.0-32.8°C & night temperature is expected 18.2-19.8°C. The relative humidity in the morning hours is expected to be 94-97% & afternoon relative humidity is expected to be in the range of 52-80%. Wind speed expected to be 6-10 km/ hr.

Recommendations to the farmers:

Crop	Pest/Disease	Damage symptoms	Control measures
------	--------------	-----------------	------------------

Crops and varieties that can be grown in the month of August

Finger millet : Indaf-7, Indaf-9, KMR-301, GPU-45, KMR-316

Paddy : MSN-99

Maize : Hema, Nityashree, MAH-14-5

Rabi Maize : M-35-1, Nose (5-4-1), CSH-10

Popcorn : Amber

Sunflower: KBSH-41, KBSH-42, KBSH-44, KBSH53, KBSH-78, KBSH-85

Soybean: MAUS-2 (Praja), Karune (Vegetable Soybean), KBS-23

Niger: KBN-1, No-71

Cowpea : TVK-944-02E, KBC-1, KBC-2, KBC-9, IT-98456-1, KM-5, KC-8 (K .BC-11)

Horse gram : PHG-9, KBH-1 5209: 2.20-8371, 2.2.A.2-99463 (Vishal), VCF-0517 (Baahubali), 222-18061

Horticulture Crops: Banana, Arecanut, Pineapple, Cauliflower, Onion

Fodder crops:

Maize : African Tall;

Maize: MP Chari, Pusachari, JS-3, GS-20, COFS-29;

Bajra: Dhina Bandhu- 49A;

Cowpea: KBC-2

General recommendations for agricultural activities based on the given rainfall forecast:

- ✓ Since there is light rainfall and rising temperatures, ensure timely irrigation for all crops, especially those in critical growth stages such as vegetative, flowering, and fruiting.
- ✓ Drip irrigation or furrow irrigation can be employed to minimize water wastage and provide consistent moisture to the crops.
- ✓ Apply organic mulches (like straw or dry leaves) around the base of crops to conserve soil moisture, reduce soil temperature, and prevent weed growth.
- ✓ High temperatures can cause nutrient deficiencies. Monitor the crops and apply fertilizers based on soil testing to ensure healthy growth.
- ✓ Foliar sprays of micronutrients can help alleviate nutrient stress caused by dry conditions.
- ✓ Weed competition for water and nutrients should be minimized. Perform manual or chemical weeding based on the crop type.
- ✓ With dry weather and high temperatures, monitor crops for pest infestations, such as sucking pests (aphids, whiteflies), which thrive in such conditions.
- ✓ Use neem-based bio-pesticides or pheromone traps to control pests, and ensure proper field hygiene to minimize disease occurrence.
- ✓ Use shading nets for heat-sensitive crops, especially vegetables, to reduce temperature stress and protect young plants from direct sunlight.

Crop	Stage	Weather-Based Advisory
Field Bean	Harvesting	- Complete harvesting before rainfall on 28th and 29th Sept. to avoid quality loss.
Banana	Bunch Development	- Support the plants with props to avoid lodging due to expected winds (up to 17 km/h). - Provide light irrigation until rainfall.
Paddy	Vegetative Stage	- Ensure proper drainage during rainfall to avoid waterlogging. - Continue monitoring for pest and disease attacks.
Ragi	Vegetative Stage	- Provide light irrigation until rainfall begins. - Maintain soil moisture and avoid water stress.

Red Gram	Vegetative Stage	- Apply organic mulch to conserve soil moisture. - Light irrigation before the rainfall can support growth.
Papaya	Vegetative Stage	- Support plants with stakes to avoid damage from strong winds. - Mulching around plants to conserve moisture is advisable.
Brinjal	Fruiting Stage	- Harvest mature fruits before 28th Sept. rainfall. - Ensure drainage to prevent fruit rot from excess moisture.
Chilli	Flowering Stage	- Avoid water stress; light irrigation is beneficial before expected rains. - Monitor for flower drop due to fluctuating moisture.
Cotton	Boll Formation	- Avoid waterlogging to prevent boll rot. - Support plants against possible winds on 28th and 29th Sept.
Coconut, Arecanut, Cocoa, Pepper	Various Stages	- Maintain mulch around trees for moisture conservation. - Inspect trees for pest infestations after rains.
Coffee	Berry Development	- Mulch and irrigation management until rainfall begins. - Monitor for berry borer after rainfall events.
Ginger	Harvesting	- If nearing maturity, harvest before the rainfall to avoid rhizome rot. - Dry the harvested crop in a covered area.
Sugarcane	Vegetative Stage	- Continue irrigation till rainfall occurs. - Ensure drainage during heavy rains to prevent root lodging.
Coconut black headed caterpillar	Various stages	<ul style="list-style-type: none"> Remove and burn the severely affected fronds. On community basis feed the Manocrotophos 36 SL. to the palm through root. <p>Method: A meter away from trunk, dig out and select brown coloured pencil thickness size root. Cut the root in a slanting position. To the polythene bag (size of 15 cm. length 4 cm. breadth) add 7.5 to 10 ml. Monocrotophos 36 SL. with equal quantity of water, introduce and immerse cut end of the root in insecticide mixture and tie the bag with thread.</p> <ul style="list-style-type: none"> The palm absorb the chemical within a period of 24 hours, if not after 48 hours select another root to feed the chemical. A month after chemical treatment release larval parasites: gravid, Goniozus@ 10 - 12 /palm. <p>Caution: Not to harvest tender coconuts/matured coconuts for 30 days from date of chemical treatment.</p>
Papaya mosaic ring spot virus	Fruit development	Nursery may be raised in 40 - 50 mesh nylon netting for a period of 60 days then plant. Around the garden 2 - 3 rows of African tall Maize should be grown on border crodiv. 30 - 40 days prior to papaya planting. Again after 2 months resowing of Maize by the side of previous Maize crodiv. Throughout the papaya cropping period maintain border crop of Maize. For control of sucking pests spray Dimethoate - 1.7 ml. /lit. water. Periodical spray is necessary. Note: June - July papaya planting can minimise the disease problem. Select disease free seedlings for planting.

Paddy Leaf folder	Vegetative stage	Apply any one of the following insecticides per lit. water a) Quinalphos 25 EC. - 2.0 ml. b) Indoxacarb 14.5 SC. - 0.5ml. c) Flubendiamide 48 SC. - 0.08ml. d) Flubendiamide 20 WG. - 0.2 g. Drain out the water and spray the insecticide. 250 - 300 lit. spray mixture requires per acre.
Red gram wilt	Vegetative stage	5.0 g. Trichoderma viridae OR 3.0 g. Carbendazim + Mancozeb 75 WP.then sown. In wilt endemic areas before sowing enriched Trichoderma FYM incorporated to soil OR Sow wilt resistant red gram variety BRG 5 or Maruthi (ICP 8863).
Paddy Yellow stem borer	Vegetative stage	If infestation noticed, apply any one of the following insecticides per lit. water a) Monocrotophos 36 SL. - 1.5 ml. b) Chlorpyriphos 20 EC. - 2.0 ml. c) Flubendiamide 48 SC. - 0.08 ml. d) Flubendiamide 20 WG. - 0.2 g. Granular insecticide - kg./acre a) Fipronil 0.3 G - 10.0 b) Carbofuran 3 G - 8.0 N.B: Before application of granular insecticides, drain out the water and apply granules. Two days after application irrigate lightly.
Coconut	Rhinoceros beetle	Remove the adult beetle from crown of the palm by means of iron hook. Quinalphos 1.5 D. OR Malathion 5 D. mix with equal quantity of sand and plug the hole with mixture. Avoid FYM pits in and around coconut garden OR Mix 350 g.Quinalphos 1.5 D/ 3 m ² of FYM.
Paddy leaf and neck blast	Transplanting to Vegetative	> Seed treatment: Treat the seeds @ 4 g. Carbendazim 50 WP. or Tricyclazole 75 WP. @ 0.6 g./kg. seed. Nursery spray > When seedlings are 10 -12 days old spray any one of the following fungicides to a lit. water. a) Carbendazim 50 WP. - 1.0 g. b) Tricyclazole 75 WP. - 0.6 g. c) Edifenphos 50 EC. - 1.0 ml. d) Kitazin 48 EC. - 1.0 ml. 20 - 25 days after transplanting if disease incidence above 5 per cent sprays any one fungicide mention above. If necessary spray at flowering stage. 200 - 300 lits. spray solution/acre.
Coconut Eriophyid mites	-	Addition to application of recommended NPK add 1 kg. Gypsum, 50 g. Boran, 5 kg. neem oil cake/palm. Spray 80 WP. Sulphur @ 4 g./lit. water on 2 - 6 months old tender nuts. Root feeding the mixture of 7.5 ml. Neemzol. OR

10 ml. Econeem with equal quantity of water.

Poultry and Livestock

Category	Condition	Recommendation
Poultry	General	<ul style="list-style-type: none"> • Use ventilation, exhaust fans, and sprinklers to cool the poultry house. Wet the roof or use a misting system to reduce heat. • Provide cool, clean water with electrolytes and vitamins (e.g., Vitamin C) to reduce heat stress. • Feed during early morning or late evening to avoid heat stress. • Litter Management: Keep litter dry to prevent ammonia build-up and respiratory issues.
Livestock	General	<ul style="list-style-type: none"> • Provide fresh, clean water and electrolyte solutions to avoid dehydration and heat stress. • Ensure shaded or ventilated shelters. Use fans or sprinklers in sheds to cool livestock. • Feed green fodder and silage. Avoid heat-generating feeds like excessive grains. • Monitor for signs of heat stress and deworm/vaccinate to prevent disease outbreaks.

Block level weather forecast (From 25-09-2024 to 29-09-2024)

Madikeri

Parameter	25.09.2024	26.09.2024	27.09.2024	28.09.2024	29.09.2024
Rainfall (mm)	6.1	4.3	3.3	4.8	4.6
Max. temp (°C)	29.2	28.8	30.4	29.5	26.3
Min.Temp (°C)	21.1	21	21.2	21.5	20.9
Sky condition (Octas)	7	4	7	7	8
Relative humidity (%) 0830 hours	99	99	98	99	99
Relative humidity (%) 1730 hours	57	63	58	63	92
Wind Speed (kmph)	6	7	7	8	8
Wind Direction	283	283	288	291	270

Somvarpet

Parameter	25.09.2024	26.09.2024	27.09.2024	28.09.2024	29.09.2024
Rainfall (mm)	1.4	0.6	0.9	3.3	1.3
Max. temp (°C)	29.1	29.1	29.5	29.1	25.3
Min.Temp (°C)	19	18.8	19.1	19.9	19
Sky condition (Octas)	7	3	5	7	8
Relative humidity (%) 0830 hours	98	97	96	96	96
Relative humidity (%) 1730 hours	51	55	52	58	81

Wind Speed (kmph)	10	12	12	13	14
Wind Direction	270	283	283	291	270

Virajpet					
Parameter	25.09.2024	26.09.2024	27.09.2024	28.09.2024	29.09.2024
Rainfall (mm)	2	2.2	1.3	4.5	4.5
Max. temp (°C)	29.2	29.1	30.5	29.8	27.7
Min.Temp (°C)	21.6	21.7	22	22.3	21.9
Sky condition (Octas)	7	2	6	6	8
Relative humidity (%) 0830 hours	99	99	98	99	98
Relative humidity (%) 1730 hours	55	59	56	59	78
Wind Speed (kmph)	6	7	7	7	8
Wind Direction	248	248	248	248	248

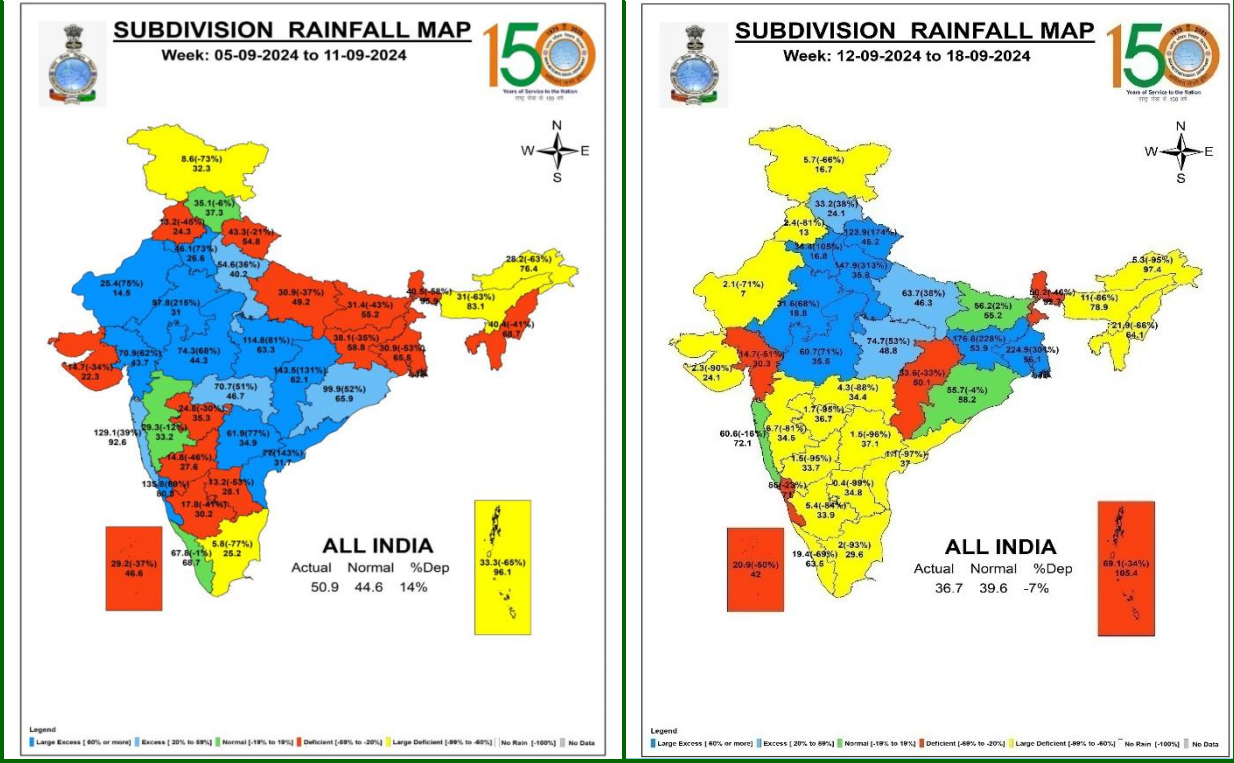
- Download “**DAMINI**” app to get early warning on lightening and take precautions based on the alert given by the application.
- Kindly download “**MAUSAM**” APP for location specific forecast & warning & “**MEGHDOOT**” APP for Agromet advisory
- This information is available in the website: mausam.imd.gov.in

For any information farmers can contact **Dr. C. Ramachandra**, Senior Farm Superintendent/ **Dr. Sumanth Kumar.G.V**, Technical officer over phone No. 0821-259126/ 9535345814.

AMFU of IMD,
Naganahalli, Mysuru

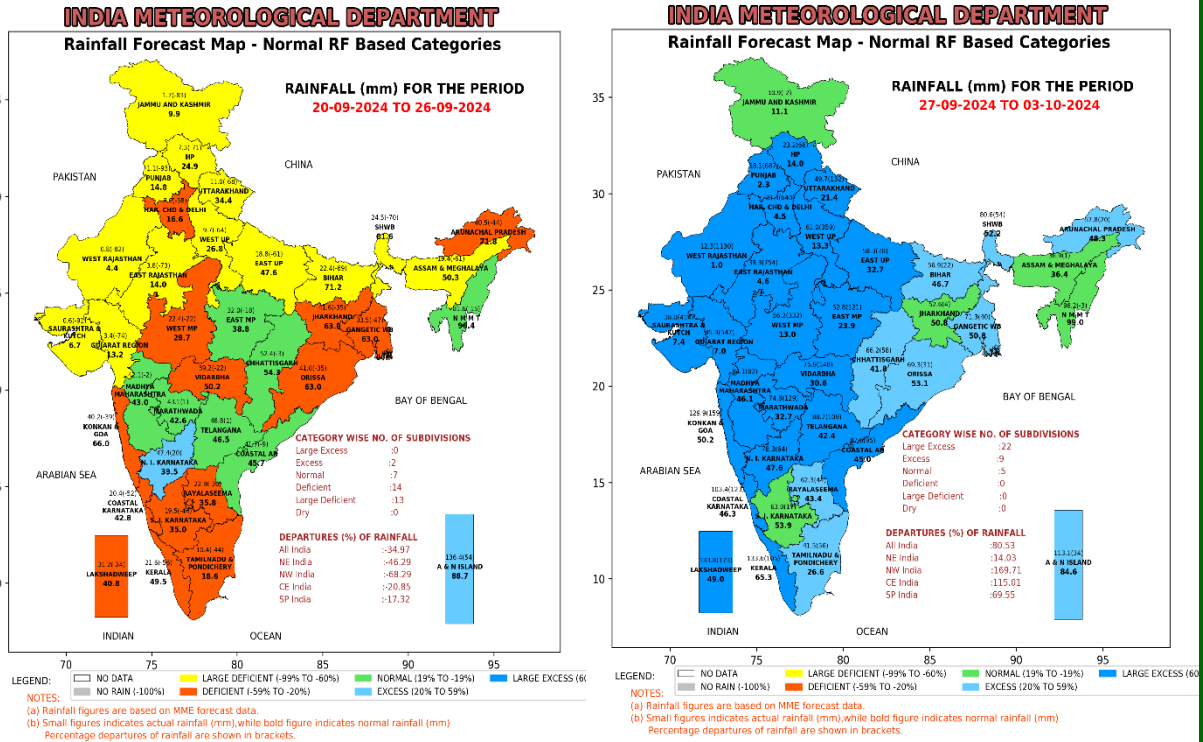
**Realized Rainfall and Extended Range Forecast
(वर्षा और तापमान)
(Rainfall and Temperature)**

**Realized Rainfall
(5th to 18th September, 2024)**



Extended Range Forecast System

Rainfall forecast maps for the next 2 weeks (IC- 18thSeptember, 2024) (20thSeptember to 03rd October, 2024)



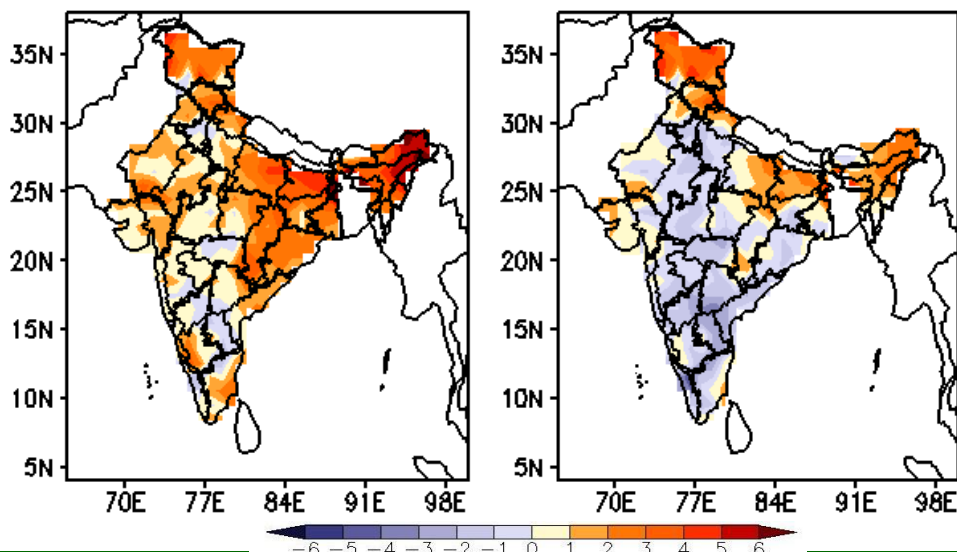
- **Week1 (20.09.2024 to 26.09.2024):** Rainfall is likely to be normal in parts of Northeast India and Central India. Below normal rainfall is likely over East India, Northwest India, Himachal Pradesh, Uttarakhand, Uttar Pradesh, Konkan & Goa, Karnataka and Kerala.
- **Week 2 (27.09.2024 to 03.10.2024):** Rainfall is likely to be above normal over most parts of the country. Rainfall is likely to be normal in Northeast India and Tamil Nadu.

**Maximum and Minimum temperature anomaly (°C) forecast
for the next 2 weeks (IC- 18thSeptember, 2024)
(20thSeptember to 03rd October, 2024)**

MME forecast Tmax anomaly (Deg C)

(Week1: 20Sep–26Sep)

(Week2: 27Sep–03Oct)



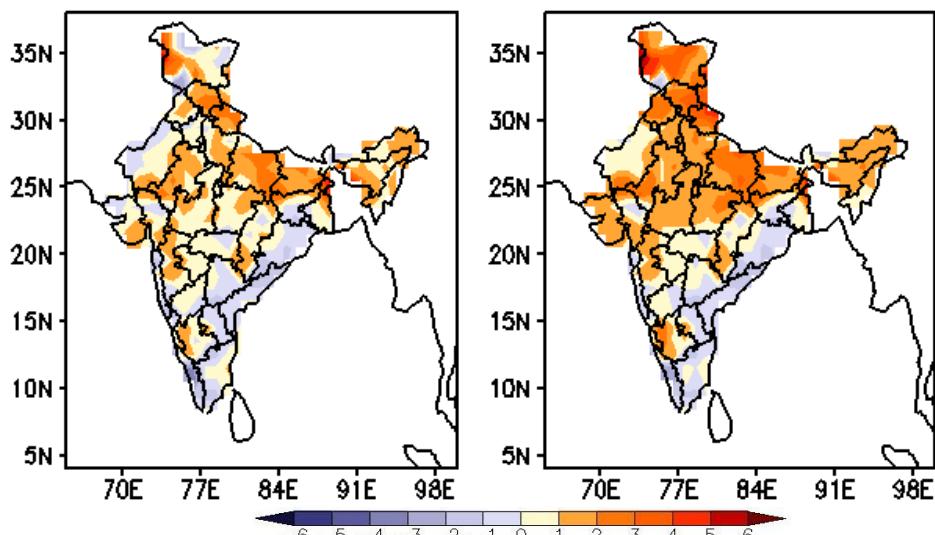
Maximum Temperature (Tmax)

- **Week 1 (20.09.2024 to 26.09.2024):** Maximum temperature is likely to be above normal over most parts of the country.
- **Week 2 (27.09.2024 to 03.10.2024):** Maximum temperature is likely to be above normal over Jammu & Kashmir, Himachal Pradesh, Uttarakhand, East Uttar Pradesh, Bihar and Northeast India.

MME forecast Tmin anomaly (Deg C)

(Week1: 20Sep–26Sep)

(Week2: 27Sep–03Oct)



Minimum Temperature (Tmin)

- **Week 1 (20.09.2024 to 26.09.2024) and Week 2 (27.09.2024 to 03.10.2024):** Tmin is likely to be above normal in most parts of Northwest India, Central India and Karnataka. Tmin is likely to be below normal Eastern coastal states and Kerala.