

**UNIVERSITY OF AGRICULTURAL SCIENCES, BENGALURU &
INDIAN METEOROLOGICAL DEPARTMENT**



**GRAMIN KRISHI MAUSAM SEWA
AMFU, OFRS, NAGANAHALLI,
MYSURU - 570003**



Date: 06-08-2024

AGRO-ADVISORY BULLETIN FOR MANDYA DISTRICT

Issued jointly by, UAS, Bengaluru & Indian Meteorological Department

Past Weather Data

Parameter	03.08.2024	04.08.2024	05.08.2024	06.08.2024
Rainfall (mm)	0	0	0	0
Max. Temp. (°C)	29.6	29	30.6	31.2
Min. Temp. (°C)	20.7	21.9	21.8	22.3
Sky condition (Octas)	8	8	6	8
Relative humidity (%) 0830 hours	86	74	77	85
Relative humidity (%) 1730 hours	77	-	66	-
Wind Speed (km/h)	4	6	4	4
Wind Direction	50	230	230	140

Weather forecast for the next five days (From 07-08-2024 to 11-08-2024)

Parameter	07.08.2024	08.08.2024	09.08.2024	10.08.2024	11.08.2024
Rainfall (mm)	8	7	5	5	5
Max. temp (°C)	27.8	28.7	28.7	29	27.9
Min.Temp (°C)	17.6	16.9	17.2	17.7	17.5
Sky condition (Octas)	8	8	8	7	8
Relative humidity (%) 0830 hours	91	90	87	91	92
Relative humidity (%) 1730 hours	69	71	57	56	59
Wind Speed (kmph)	5	6	6	7	7
Wind Direction	252	270	270	257	252

Forecast Summary

As forecast received from IMD, cloudy sky with **light to moderate rainfall** may be expected from 07.08.2024 to 11.08.2024 in Mandya district. The day temperature is expected to be 27.8-29°C & night temperature is expected 16.9-17.7°C. The relative humidity in the morning hours is expected to be 87-92% & afternoon relative humidity is expected to be in the range of 56-71% per cent. Wind speed expected to be 5-7 km/ hr.

Recommendations to the farmers:

Crop	Pest/Disease	Damage symptoms	Control measures
------	--------------	-----------------	------------------

General Advisory

- **Spraying:** Perform pesticide and fungicide spraying due to moderate wind speeds.
- **Soil Moisture:** Maintain soil moisture through irrigation.
- **Monitoring:** Regularly monitor crops for pests and diseases and take timely action

Crop	Stage	Advisory
Tomato	Ripening	Pest Management: Use spinosad. Monitor and manage fungal diseases.
Ginger, Turmeric & Cabbage	Rhizome development	Ensure proper drainage. Use fungicides if necessary. Mulch to conserve soil moisture.
Pulses (Green gram, Black gram, Cowpea, Avare, Groundnut)	Vegetative	Use neem oil for pest control. Apply nitrogenous fertilizers if yellowing is observed.
Banana	Bunch development	Apply balanced fertilizers. Check for banana stem weevil and use control measures.
Paddy and Ragi	Transplanted	Ensure adequate irrigation and avoid water stagnation. Manual weeding or appropriate herbicides.
Coffee	Berry development	Monitor for leaf rust and use recommended fungicides. Ensure adequate shade.
Maize, Brinjal, Sunflower, Chilli and Cotton	Vegetative	Monitor for aphids, jassids, and whiteflies. Use appropriate insecticides.
Beans	Flowering	Monitor for aphids and bean fly. Use neem-based products. Ensure regular irrigation.
Coconut & Arecanut	-	Use neem oil for rugose whitefly. Remove affected leaves for caterpillar. Use pheromone traps for rhinoceros beetle.
Maize Fall army worm	Vegetative stage	Use chlorantraniliprole or Emamectin benzoate for fall armyworm. Regular monitoring.
Tobacco	Harvesting	Ensure proper curing conditions to prevent mold and rot. Avoid harvesting during rainy periods. Handle leaves gently to prevent damage.
Tomato Fruit borer	Fruiting	<ul style="list-style-type: none"> • Caterpillar bore the flower buds and fruits. Infested flower buds with hole and drops off, fruit with a hole, water enter through the hole leads to rotting. • Trap crop: For every 25 rows of tomato grow one row of marigold cultivar African tall. The marigold seedlings about 35-40 days old. If borer problems exceeds 10 per cent spray 4 per cent. NSKE or 100 LE, Ha. NPV. If infestation in severe form spray 1.0 g. Methomil 40 SP. in a lit. water
Coconut black headed caterpillar		<ul style="list-style-type: none"> • Remove and burn the severely affected fronds. • On community basis feed the Manocrotophos 36 SL. to the palm through root. <p>Method: A meter away from trunk, dig out and select brown</p>

	<p>coloured pencil thickness size root. Cut the root in a slanting position. To the polythene bag (size of 15 cm. length 4 cm. breadth) add 7.5 to 10 ml. Monocrotophos 36 SL. with equal quantity of water, introduce and immerse cut end of the root in insecticide mixture and tie the bag with thread.</p> <ul style="list-style-type: none"> • The palm absorb the chemical within a period of 24 hours, if not after 48 hours select another root to feed the chemical. • A month after chemical treatment release larval parasites: gravid, Goniozus@ 10 - 12 /palm. <p>Caution: Not to harvest tender coconuts/matured coconuts for 30 days from date of chemical treatment.</p>	
Coconut	Rhinoceros beetle	Remove the beetle from infected part and fill 2 % Quinolphos or 5 % Melathion in sand @ 1:1 ratio.
Sericulture	Maintain optimal temperature and humidity in silkworm rearing houses. Provide good ventilation. Use disinfectants to control diseases. Ensure mulberry leaves are clean and disease-free.	
Poultry	Ensure proper ventilation in poultry houses to maintain optimal temperature and humidity. Provide clean drinking water. Vaccinate against common diseases. Keep the poultry shed dry and clean to prevent disease outbreaks.	
Livestock	Ensure clean and dry housing to prevent hoof diseases. Provide adequate clean drinking water. Supplement diet with minerals and vitamins. Regularly check for external parasites and treat accordingly.	

Block level weather forecast (From 07-08-2024 to 11-08-2024)					
Krishnarajpet					
Parameter	07.08.2024	08.08.2024	09.08.2024	10.08.2024	11.08.2024
Rainfall (mm)	14.8	10.3	0	3.8	20.9
Max. temp (°C)	23.6	27.8	27.5	28.1	28.5
Min.Temp (°C)	18.1	18.1	18	18	19.1
Sky condition (Octas)	8	8	8	8	8
Relative humidity (%) 0830 hours	92	89	89	92	91
Relative humidity (%) 1730 hours	78	60	64	53	54
Wind Speed (kmph)	10	15	15	13	12
Wind Direction	249	257	257	249	283

Maddur

Parameter	07.08.2024	08.08.2024	09.08.2024	10.08.2024	11.08.2024
Rainfall (mm)	13	15.5	2.8	12.7	25.7
Max. temp (°C)	25.8	28.1	28.9	28.7	29
Min.Temp (°C)	19.5	19.5	19.5	19.5	20.5
Sky condition (Octas)	8	8	8	8	8
Relative humidity (%) 0830 hours	91	90	87	92	91
Relative humidity (%) 1730 hours	72	62	62	58	55
Wind Speed (kmph)	9	12	13	12	11
Wind Direction	248	248	270	248	283

Malvalli

Parameter	07.08.2024	08.08.2024	09.08.2024	10.08.2024	11.08.2024
Rainfall (mm)	5.5	20	3.3	13.6	21
Max. temp (°C)	25.6	27.2	28	28.4	28.6
Min.Temp (°C)	19.4	19.2	19.2	19.2	19.9
Sky condition (Octas)	8	8	8	8	8
Relative humidity (%) 0830 hours	89	90	87	91	92
Relative humidity (%) 1730 hours	68	61	59	55	52
Wind Speed (kmph)	10	13	14	13	11
Wind Direction	249	248	270	249	252

Mandya

Parameter	07.08.2024	08.08.2024	09.08.2024	10.08.2024	11.08.2024
Rainfall (mm)	14.2	17.5	2	11.7	26.6
Max. temp (°C)	25.2	27.5	28.5	28.3	28.1
Min.Temp (°C)	18.9	19	19	19	19.9
Sky condition (Octas)	8	8	8	8	8
Relative humidity (%) 0830 hours	91	90	87	92	91
Relative humidity (%) 1730 hours	73	61	60	56	55
Wind Speed (kmph)	10	13	14	13	11
Wind Direction	249	248	270	248	257

Nagamangala

Parameter	07.08.2024	08.08.2024	09.08.2024	10.08.2024	11.08.2024
Rainfall (mm)	20.1	10.2	0.7	9.8	21.9
Max. temp (°C)	24.5	28.1	27.9	28.5	28.6
Min.Temp (°C)	18.5	18.3	18.4	18.7	19.5
Sky condition (Octas)	8	8	8	8	8
Relative humidity (%) 0830 hours	91	88	87	91	90
Relative humidity (%) 1730 hours	81	61	67	56	59
Wind Speed (kmph)	10	14	16	12	11
Wind Direction	252	270	257	283	288

Pandavapura

Parameter	07.08.2024	08.08.2024	09.08.2024	10.08.2024	11.08.2024
Rainfall (mm)	13.7	14.6	0.2	6.7	23.8
Max. temp (°C)	24	27.4	28.1	27.9	27.9
Min.Temp (°C)	18.5	18.5	18.5	18.3	19.4
Sky condition (Octas)	8	8	8	8	8
Relative humidity (%) 0830 hours	92	90	88	92	91
Relative humidity (%) 1730 hours	80	61	61	55	55
Wind Speed (kmph)	10	14	15	13	11
Wind Direction	249	252	257	248	270

Shrirangapattana

Parameter	07.08.2024	08.08.2024	09.08.2024	10.08.2024	11.08.2024
Rainfall (mm)	11.2	19	0.9	7.8	23
Max. temp (°C)	24	26.9	27.6	27.7	27.6
Min.Temp (°C)	18.2	18.3	18.3	18.1	19.1
Sky condition (Octas)	8	8	8	8	8
Relative humidity (%) 0830 hours	92	91	89	93	92
Relative humidity (%) 1730 hours	77	62	60	56	55
Wind Speed (kmph)	10	14	15	13	12
Wind Direction	252	249	257	248	257

- Download “**DAMINI**” app to get early warning on lightening and take precautions based on the alert given by the application.
- Kindly download “**MAUSAM**” APP for location specific forecast & warning & “**MEGHDOOT**” APP for Agromet advisory
- This information is available in the website: mausam.imd.gov.in

For any information farmers can contact **Dr. C. Ramachandra**, Senior Farm Superintendent/ **Dr. Sumanth Kumar.G.V**, Technical officer over phone No. 0821-259126/ 9535345814.

**AMFU of IMD,
Naganahalli, Mysuru**

वास्तविकवर्षा तथा विस्तारित अवधि पूर्वानुमान
Realized Rainfall and Extended Range Forecast
 (वर्षा और तापमान)
 (Rainfall and Temperature)

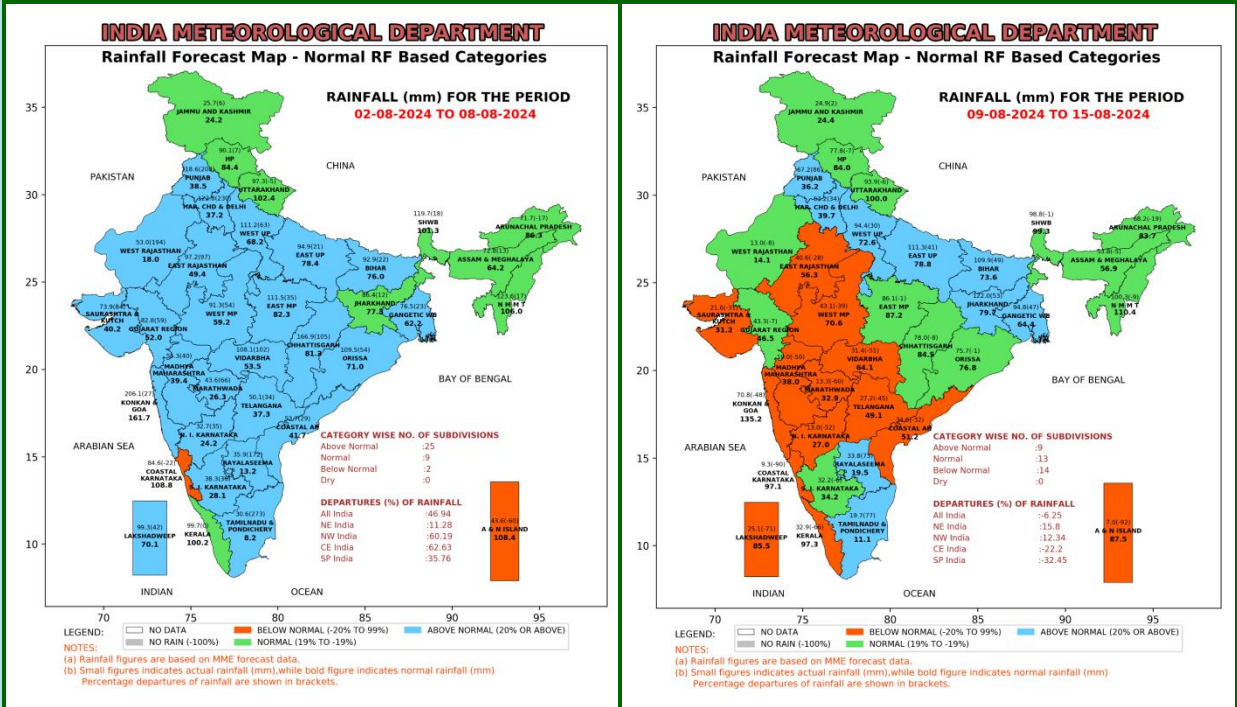
Realized Rainfall
 (18th to 31st July, 2024)



- Normal or above normal rainfall occurred in both the weeks over Uttarakhand, West Rajasthan, Madhya Pradesh, Chhattisgarh, Odisha, Gujarat Region, Maharashtra, Telangana, Coastal Andhra Pradesh, Karnataka, Kerala & Mahe and Lakshadweep.
- Normal or above normal rainfall occurred in either of the two weeks over Jammu & Kashmir and Ladakh (UTs), Himachal Pradesh, West Uttar Pradesh, Jharkhand, Gangetic West Bengal, Saurashtra & Kutch, East Rajasthan, Rayalaseema and Tamil Nadu Puducherry & Karaikal.
- Below Normal rainfall/no rain occurred in both the weeks over Punjab, Haryana Chandigarh & Delhi, East Uttar Pradesh, Bihar, Sub-Himalayan West Bengal & Sikkim, Assam & Meghalaya, Arunachal Pradesh, Nagaland Manipur Mizoram & Tripura (NMMT) and Andaman & Nicobar Islands.

Extended Range Forecast System

Rainfall forecast maps for the next 2 weeks (IC- 31st July, 2024) (02nd to 15th August, 2024)



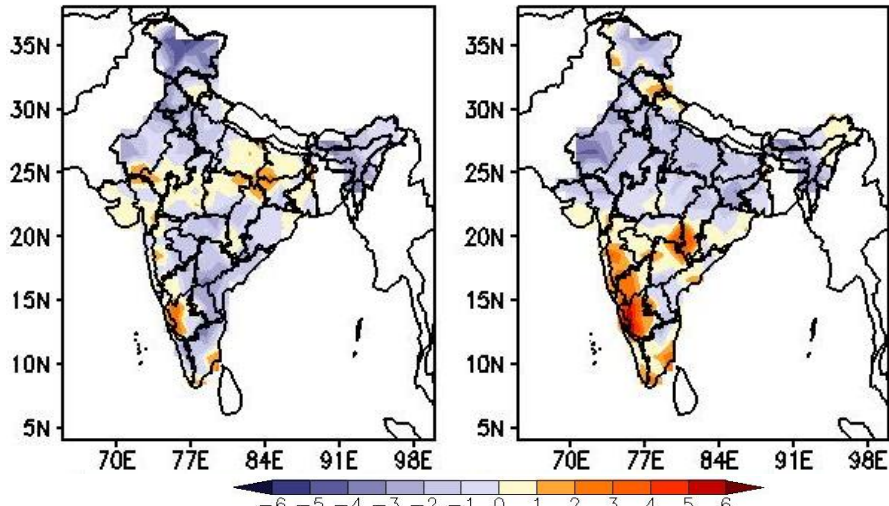
- **Week 1 (02.08.2024 to 08.08.2024):** Rainfall is likely to be above normal over most parts of the country.
- **Week 2 (09.08.2024 to 15.08.2024):** Rainfall is likely to be above normal over Northwest India and Indo Gangetic Plains. However, it is likely to be below normal over Central India, Northeast India and along West coast.

**Maximum and Minimum temperature anomaly (°C) forecast
for the next 2 weeks (IC- 31stJuly, 2024)
(02ndto 15thAugust, 2024)**

MME forecast Tmax anomaly (Deg C)

(Week1: 02Aug–08Aug)

(Week2: 09Aug–15Aug)



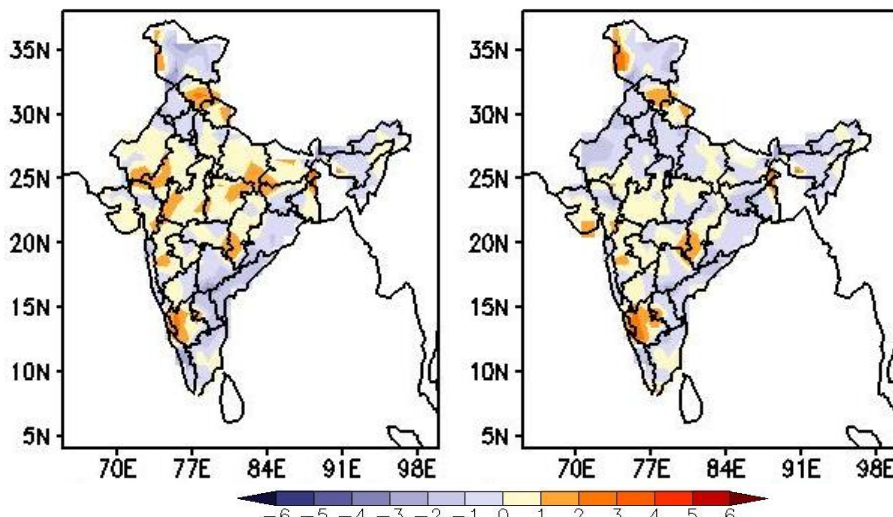
Maximum Temperature (Tmax)

- **Week 1 (02.08.2024 to 08.08.2024):**Maximum temperature is likely to be normal to below normal over most parts of the country.
- **Week 2 (09.08.2024 to 15.08.2024):** Maximum temperature is likely to above normal over South India and some parts of Central India. It is likely to be below normal over Northwest India, East India and Northeast India.

MME forecast Tmin anomaly (Deg C)

(Week1: 02Aug–08Aug)

(Week2: 09Aug–15Aug)



Minimum Temperature (Tmin)

- **Week 1 (02.08.2024 to 08.08.2024):** Minimum temperature likely to be slightly above normal over parts of Northwest India, Central India, East India and Karnataka.
- **Week 2 (09.08.2024 to 15.08.2024):** Minimum temperature likely to be slightly above normal over parts of Maharashtra, Madhya Pradesh, Chhattisgarh, Gujarat, Himachal Pradesh and Uttarakhand. It is likely to be above normal over parts of Karnataka.