

**UNIVERSITY OF AGRICULTURAL SCIENCES, BENGALURU &
INDIAN METEOROLOGICAL DEPARTMENT**



**GRAMIN KRISHI MAUSAM SEWA
AMFU, OFRS, NAGANAHALLI,
MYSURU - 570003**



Date: 26-07-2024

AGRO-ADVISORY BULLETIN FOR MYSURU DISTRICT

Issued jointly by, UAS, Bengaluru & Indian Meteorological Department

Past Weather Data

| Parameter | 22.07.2024 | 23.07.2024 | 24.07.2024 | 25.07.2024 | 26.07.2024 |
|----------------------------------|------------|------------|------------|------------|------------|
| Rainfall (mm) | 0 | 0.4 | 0.4 | 1.6 | 2.6 |
| Max. Temp. (°C) | 28.4 | 29.6 | 28.7 | 28 | 27 |
| Min. Temp. (°C) | - | - | - | - | - |
| Sky condition (Octas) | 3 | 8 | 6 | 4 | 8 |
| Relative humidity (%) 0830 hours | 75 | 81 | 70 | 81 | 84 |
| Relative humidity (%) 1730 hours | 78 | 81 | 77 | 74 | |
| Wind Speed (km/h) | 192 | 20 | 8 | 6 | 4 |
| Wind Direction | 250 | 270 | 230 | 230 | 230 |

Weather forecast for the next five days (From 27-07-2024 to 31-07-2024)

| Parameter | 27.07.2024 | 28.07.2024 | 29.07.2024 | 30.07.2024 | 31.07.2024 |
|----------------------------------|------------|------------|------------|------------|------------|
| Rainfall (mm) | 15 | 6 | 8 | 9 | 12 |
| Max. temp (°C) | 27.2 | 30.2 | 29.5 | 30.3 | 30 |
| Min.Temp (°C) | 17.2 | 16.8 | 17.1 | 16.8 | 16.8 |
| Sky condition (Octas) | 7 | 8 | 7 | 7 | 8 |
| Relative humidity (%) 0830 hours | 87 | 85 | 87 | 89 | 89 |
| Relative humidity (%) 1730 hours | 67 | 61 | 63 | 65 | 62 |
| Wind Speed (kmph) | 24 | 24 | 21 | 20 | 19 |
| Wind Direction | 248 | 249 | 248 | 248 | 248 |

Forecast Summary

As forecast received from IMD, cloudy sky with **light to moderate rainfall** may be expected from 27.07.2024 to 31.07.2024 in Mysuru district. The day temperature is expected to be 27.2-30.3°C & night temperature is expected 16.8-17.2°C. The relative humidity in the morning hours is expected to be 85-89% & afternoon relative humidity is expected to be in the range of 61-67%. Wind speed expected to be 19-24 km/hr.

Recommendations to the farmers:

| Crop | Pest/Disease | Damage symptoms | Control measures |
|------|--------------|-----------------|------------------|
|------|--------------|-----------------|------------------|

General Advisory

- **Avoid Spraying:** Due to high wind speeds.
- **Monitor Soil Moisture:** Regularly check fields for signs of waterlogging and take appropriate measures to ensure proper drainage.
- **Support Plants:** Use stakes or other supports to prevent lodging in crops susceptible to toppling due to heavy rain and wind.
- **Delay Fertilizer Application:** Postpone any planned fertilizer applications until the weather conditions improve to avoid nutrient leaching and runoff.
- **Tomato Fruit Problems:** Remove affected fruits promptly to prevent the spread of disease and consider using protective coverings to shield plants from excess rain.
- **Tobacco Harvesting:** Delay harvesting if possible. If immediate harvesting is necessary, ensure proper drying conditions by using artificial dryers or well-ventilated areas to prevent low-grade quality due to wet conditions.

| Crop | Stage | Advisory |
|---|---------------------|---|
| Tomato | Fruit development | Ensure proper drainage, remove affected fruits to prevent spread of disease, avoid irrigation, and delay fertilizer application until rainfall subsides. Use protective covering if possible. |
| Ginger, Turmeric & Cabbage | Rhizome development | Ensure proper drainage, avoid water stagnation, and delay fertilizer application. |
| Pulses (Green gram, Black gram, Cowpea, Avare, Groundnut) | Vegetative | Ensure proper drainage, avoid waterlogging, support plants if necessary, and delay fertilizer application. |
| Banana | Bunch development | Support plants to prevent toppling, ensure proper drainage, avoid waterlogging, and delay fertilizer application. |
| Paddy and Ragi | Transplanting | Ensure proper drainage, avoid waterlogging, and delay fertilizer application until rainfall reduces. |
| Tobacco | Harvesting | Avoid harvesting during high wind speeds and heavy rainfall, ensure proper drying conditions. |
| Coffee | Berry development | Ensure proper drainage, avoid waterlogging, delay fertilizer application, and support plants if necessary. |
| Maize, Brinjal, Sunflower, Chilli and Cotton | Vegetative | Ensure proper drainage, avoid waterlogging, support plants and delay fertilizer application. |
| Beans | Flowering | Ensure proper drainage, avoid waterlogging, support plants if necessary, and delay fertilizer application. |
| Coconut & Arecanut | Basin formation | Create basins around trees to retain moisture, ensure proper drainage, and delay further manure application until the weather stabilizes. |
| Maize Fall army worm | Vegetative stage | 5% damage- Application of 5% neem seed kernel extract (NSKE) or azadirachtin 1500ppm @ 5ml/litre (1 litre/acre)of water. 10% damage- Whorl application of any one of the recommended insecticides for FAW, viz.,Chlorantranilprole |

| | | |
|-----------------------------|--|---|
| | | 18.5 SC (80 ml/acre) @ 0.4 ml/litre or Spinetoram 11.7 %SC (100ml/acre) @ 0.5 ml/litre or Emamectin benzoate 5% SG (80g/acre) @ 0.4g/litre. |
| Tomato Fruit borer | Fruiting | <ul style="list-style-type: none"> Caterpillar bore the flower buds and fruits. Infested flower buds with hole and drops off, fruit with a hole, water enter through the hole leads to rotting. Trap crop: For every 25 rows of tomato grow one row of marigold cultivar African tall. The marigold seedlings about 35-40 days old. If borer problems exceeds 10 per cent spray 4 per cent. NSKE or 100 LE, Ha. NPV. If infestation in severe form spray 1.0 g. Methomil 40 SP. in a lit. water |
| Coconut | Rhinoceros beetle | Remove the beetle from infected part and fill 2 % Quinolphos or 5 % Melathion in sand @ 1:1 ratio. |
| Sericulture | Ensure proper drainage in mulberry fields to prevent waterlogging. Maintain optimal humidity and ventilation in rearing houses. Check for pests and diseases due to high moisture levels. | |
| Poultry | Ensure proper ventilation in poultry houses to avoid heat stress. Keep poultry housing dry and clean to prevent disease outbreaks. Secure structures to withstand high winds. | |
| Livestock | Provide shelter to protect animals from heavy rain and high winds. Ensure proper drainage in animal housing areas. Maintain dry bedding to prevent hoof problems. Monitor for signs of respiratory issues and provide balanced nutrition to support immune function. | |
| Rainwater Harvesting | Clean and maintain rainwater harvesting structures to prevent clogging. Ensure storage tanks are covered to prevent contamination. Utilize excess rainwater for irrigation during dry periods. | |

Block level weather forecast (From 27-07-2024 to 31-07-2024)

| H.D. Kote | | | | | |
|---|-------------------|-------------------|-------------------|-------------------|-------------------|
| Parameter | 27.07.2024 | 28.07.2024 | 29.07.2024 | 30.07.2024 | 31.07.2024 |
| Rainfall (mm) | 1.5 | 1 | 1.8 | 2.2 | 3.2 |
| Max. temp (°C) | 25 | 26.5 | 26.1 | 26.3 | 26.2 |
| Min.Temp (°C) | 19.2 | 18.8 | 18.9 | 18.4 | 18.8 |
| Sky condition (Octas) | 7 | 8 | 6 | 8 | 8 |
| Relative humidity (%) 0830 hours | 90 | 90 | 90 | 94 | 93 |
| Relative humidity (%) 1730 hours | 67 | 63 | 65 | 66 | 64 |

| | | | | | |
|--------------------------|-----|-----|-----|-----|-----|
| Wind Speed (kmph) | 21 | 20 | 20 | 18 | 17 |
| Wind Direction | 248 | 248 | 248 | 248 | 248 |

Hunsuru

| Parameter | 27.07.2024 | 28.07.2024 | 29.07.2024 | 30.07.2024 | 31.07.2024 |
|---|-------------------|-------------------|-------------------|-------------------|-------------------|
| Rainfall (mm) | 2 | 1.5 | 2.9 | 2.9 | 3.2 |
| Max. temp (°C) | 25.1 | 26.2 | 26.4 | 25.5 | 26 |
| Min.Temp (°C) | 19 | 18.8 | 18.9 | 18.5 | 18.9 |
| Sky condition (Octas) | 8 | 8 | 7 | 8 | 8 |
| Relative humidity (%) 0830 hours | 89 | 89 | 91 | 95 | 93 |
| Relative humidity (%) 1730 hours | 68 | 65 | 65 | 71 | 67 |
| Wind Speed (kmph) | 21 | 20 | 19 | 16 | 16 |
| Wind Direction | 249 | 257 | 248 | 248 | 248 |

K.R. Nagara

| Parameter | 27.07.2024 | 28.07.2024 | 29.07.2024 | 30.07.2024 | 31.07.2024 |
|---|-------------------|-------------------|-------------------|-------------------|-------------------|
| Rainfall (mm) | 1.5 | 1 | 2.9 | 2.4 | 2.6 |
| Max. temp (°C) | 24.8 | 26.4 | 26.5 | 25.8 | 26.2 |
| Min.Temp (°C) | 18.9 | 18.8 | 18.8 | 18.5 | 18.8 |
| Sky condition (Octas) | 8 | 8 | 8 | 8 | 8 |
| Relative humidity (%) 0830 hours | 87 | 87 | 88 | 92 | 90 |
| Relative humidity (%) 1730 hours | 66 | 60 | 62 | 66 | 62 |
| Wind Speed (kmph) | 23 | 23 | 20 | 18 | 17 |
| Wind Direction | 257 | 257 | 249 | 248 | 249 |

Mysuru

| Parameter | 27.07.2024 | 28.07.2024 | 29.07.2024 | 30.07.2024 | 31.07.2024 |
|---|-------------------|-------------------|-------------------|-------------------|-------------------|
| Rainfall (mm) | 2.9 | 1.2 | 3.1 | 3.9 | 11.9 |
| Max. temp (°C) | 24.3 | 26.6 | 26.3 | 26.5 | 26.1 |
| Min.Temp (°C) | 18.1 | 18.2 | 18.2 | 17.9 | 18 |
| Sky condition (Octas) | 8 | 8 | 7 | 7 | 8 |
| Relative humidity (%) 0830 hours | 88 | 86 | 87 | 90 | 91 |
| Relative humidity (%) 1730 hours | 65 | 58 | 59 | 60 | 61 |

| | | | | | |
|--------------------------|-----|-----|-----|-----|-----|
| Wind Speed (kmph) | 24 | 26 | 24 | 22 | 20 |
| Wind Direction | 249 | 257 | 248 | 248 | 248 |

Nanjanagudu

| Parameter | 27.07.2024 | 28.07.2024 | 29.07.2024 | 30.07.2024 | 31.07.2024 |
|---|-------------------|-------------------|-------------------|-------------------|-------------------|
| Rainfall (mm) | 2 | 1 | 1.5 | 2.7 | 9.8 |
| Max. temp (°C) | 23.7 | 25.9 | 25.6 | 25.7 | 25.5 |
| Min.Temp (°C) | 17.6 | 17.4 | 17.6 | 17.3 | 17.2 |
| Sky condition (Octas) | 7 | 8 | 7 | 8 | 8 |
| Relative humidity (%) 0830 hours | 86 | 84 | 84 | 86 | 88 |
| Relative humidity (%) 1730 hours | 63 | 55 | 56 | 57 | 58 |
| Wind Speed (kmph) | 27 | 28 | 27 | 25 | 23 |
| Wind Direction | 248 | 249 | 248 | 248 | 248 |

Piriapatna

| Parameter | 27.07.2024 | 28.07.2024 | 29.07.2024 | 30.07.2024 | 31.07.2024 |
|---|-------------------|-------------------|-------------------|-------------------|-------------------|
| Rainfall (mm) | 1.4 | 1.4 | 2.7 | 2.7 | 1.5 |
| Max. temp (°C) | 25.3 | 26.2 | 26.5 | 24.3 | 25.9 |
| Min.Temp (°C) | 19.5 | 19.1 | 19.2 | 18.8 | 19.1 |
| Sky condition (Octas) | 8 | 8 | 7 | 8 | 8 |
| Relative humidity (%) 0830 hours | 88 | 89 | 91 | 95 | 93 |
| Relative humidity (%) 1730 hours | 72 | 70 | 70 | 79 | 70 |
| Wind Speed (kmph) | 21 | 20 | 17 | 14 | 15 |
| Wind Direction | 249 | 257 | 248 | 248 | 248 |

T. Narasipura

| Parameter | 27.07.2024 | 28.07.2024 | 29.07.2024 | 30.07.2024 | 31.07.2024 |
|---|-------------------|-------------------|-------------------|-------------------|-------------------|
| Rainfall (mm) | 2 | 0.6 | 1.8 | 2.4 | 8.3 |
| Max. temp (°C) | 24.3 | 27.3 | 26.9 | 26.7 | 26.6 |
| Min.Temp (°C) | 18.3 | 18.3 | 18.4 | 18.1 | 18 |
| Sky condition (Octas) | 7 | 8 | 7 | 7 | 8 |
| Relative humidity (%) 0830 hours | 83 | 80 | 81 | 83 | 86 |
| Relative humidity (%) 1730 hours | 59 | 50 | 51 | 52 | 54 |

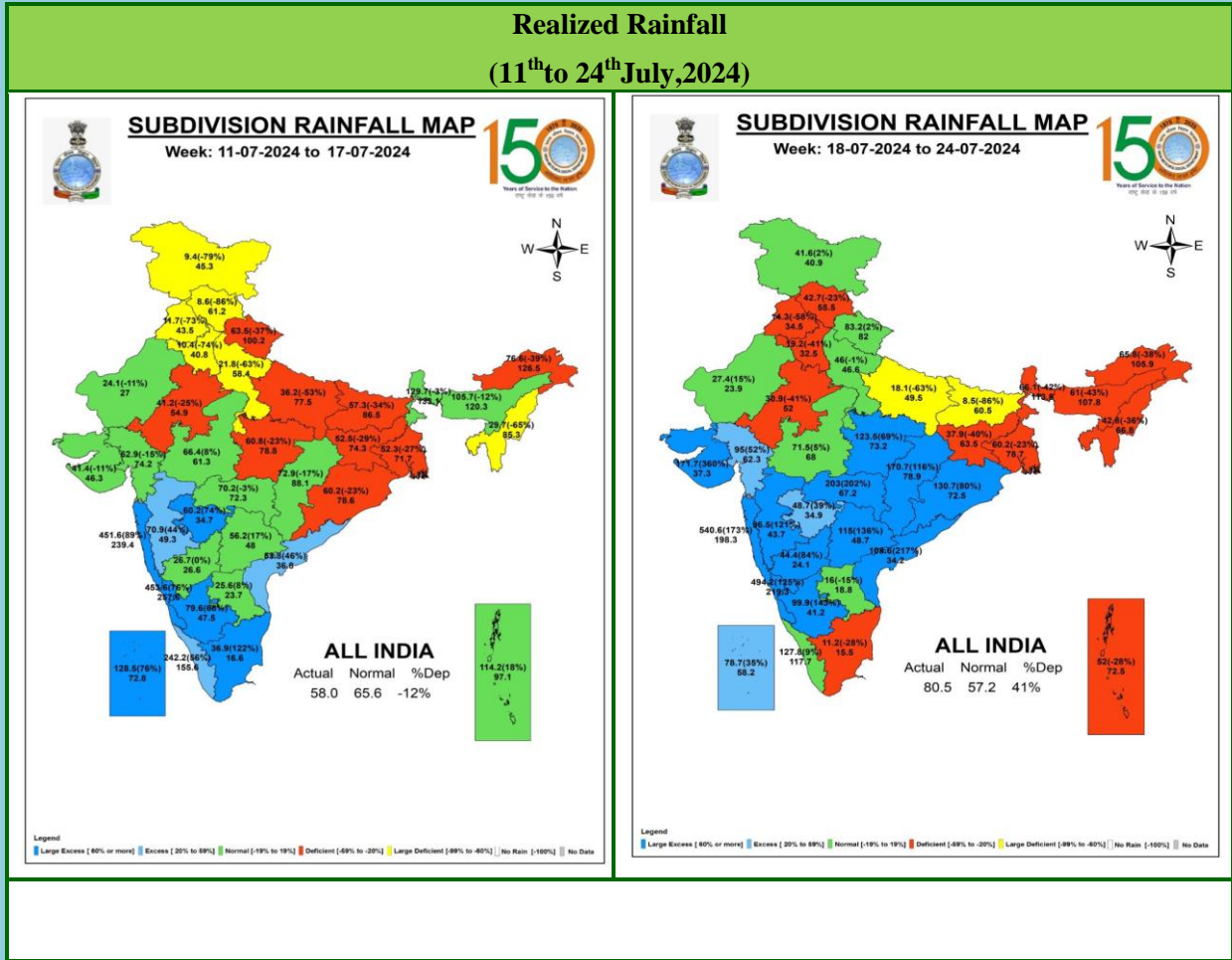
| | | | | | |
|--------------------------|-----|-----|-----|-----|-----|
| Wind Speed (kmph) | 27 | 28 | 27 | 26 | 23 |
| Wind Direction | 248 | 257 | 248 | 248 | 248 |

- Download “**DAMINI**” app to get early warning on lightening and take precautions based on the alert given by the application.
- Kindly download “**MAUSAM**” APP for location specific forecast & warning & “**MEGHDOOT**” APP for Agromet advisory
- This information is available in the website: mausam.imd.gov.in

For any information farmers can contact **Dr. C. Ramachandra**, Senior Farm Superintendent/ **Dr. Sumanth Kumar.G.V**, Technical officer over phone No. 0821-259126/ 9535345814.

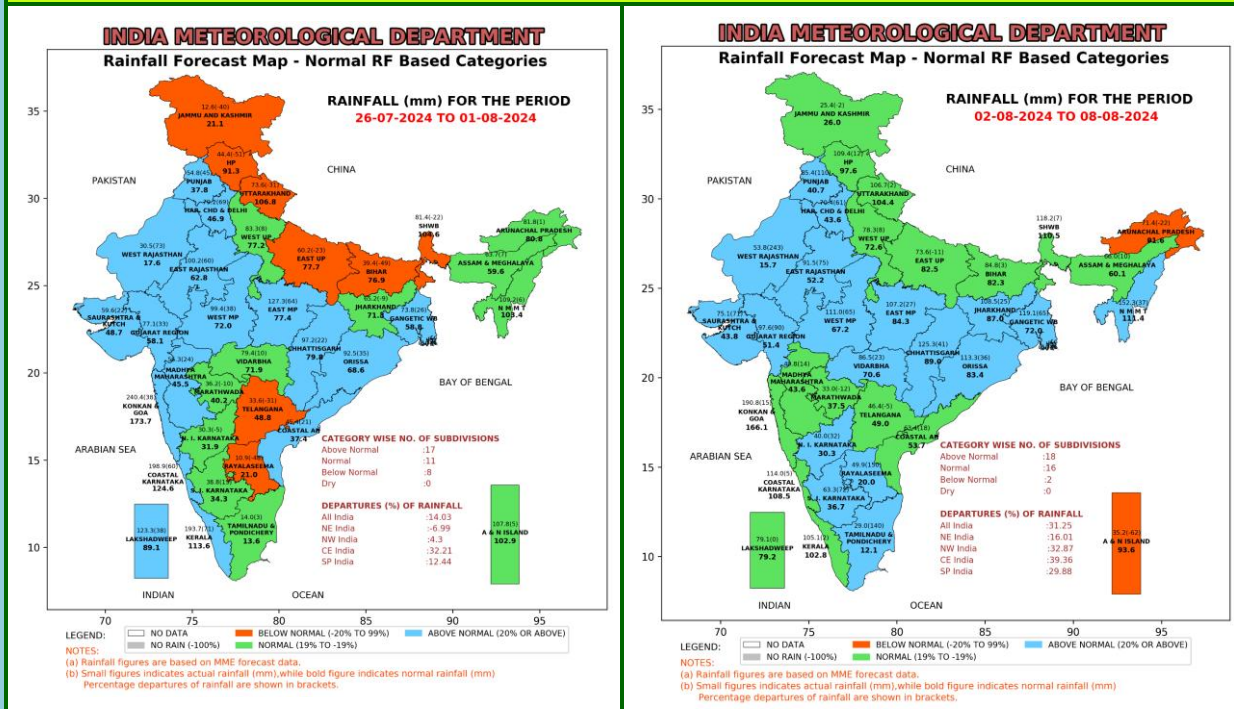
**AMFU of IMD,
Naganahalli, Mysuru**

वास्तविकवर्षा तथा विस्तारित अवधि पूर्वानुमान
Realized Rainfall and Extended Range Forecast
 (वर्षा और तापमान)
(Rainfall and Temperature)



Extended Range Forecast System

Rainfall forecast maps for the next 2 weeks (IC- 24thJuly, 2024) (26thJuly to 08thAugust, 2024)



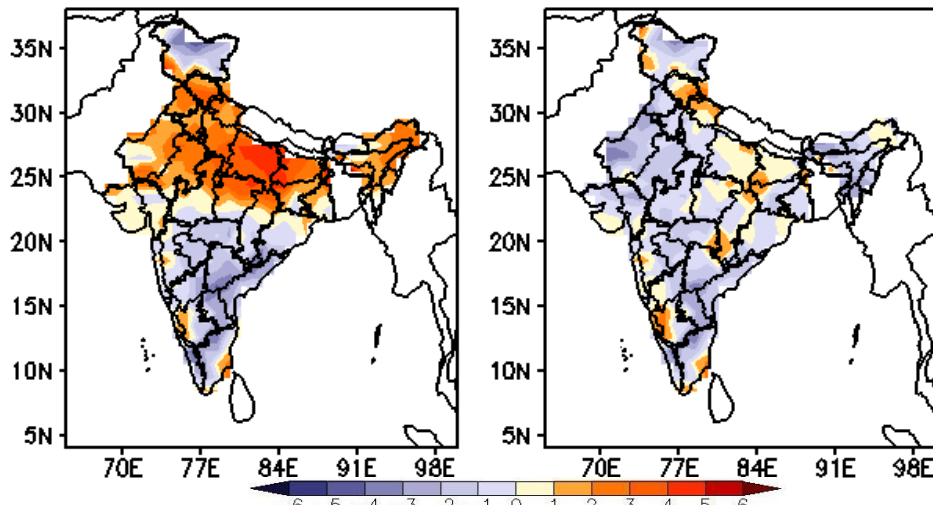
- **Week 1 (26.07.2024 to 01.08.2024):** Rainfall is likely to be above normal over regions along the West Coast; many parts of Central & Northwest India and some parts of East India. However, it is likely to be below normal over Tamil Nadu, Rayalaseema, Telangana, Jammu & Kashmir, Himachal Pradesh, Uttarakhand, East Uttar Pradesh and Bihar.
- **Week 2 (02.08.2024 to 08.08.2024):** Rainfall is likely to be above normal over most parts of Country except East Uttar Pradesh where it is likely to be below normal.

Maximum and Minimum temperature anomaly (°C) forecast for the next 2 weeks (IC- 24thJuly, 2024) (26thJuly to 08thAugust, 2024)

MME forecast Tmax anomaly (Deg C)

(Week1: 26Jul-01Aug)

(Week2: 02Aug-08Aug)



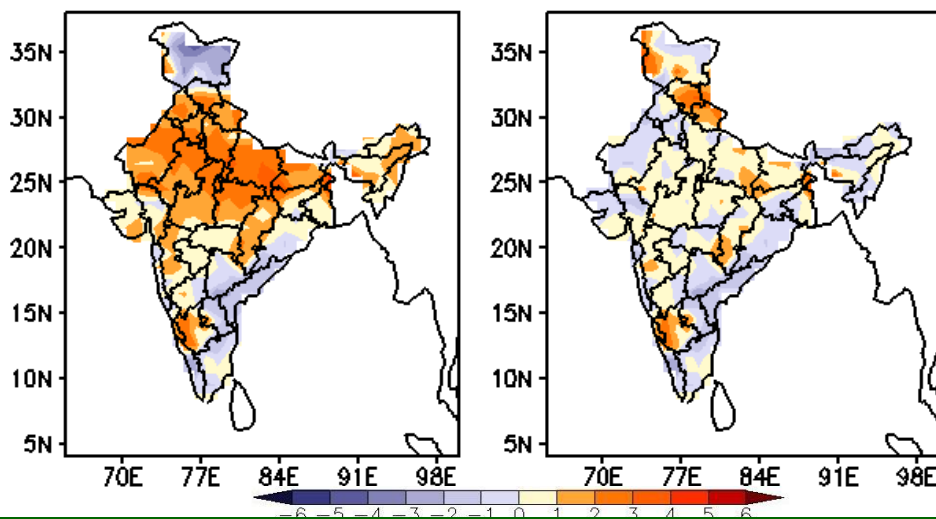
Maximum Temperature (Tmax)

- **Week 1 (26.07.2024 to 01.08.2024):** Maximum temperature is likely to be above normal over Northwest India, East India and Northeast India.
- **Week 2 (02.08.2024 to 08.08.2024):** Maximum temperature is likely to be below normal over most parts of the country.

MME forecast Tmin anomaly (Deg C)

(Week1: 26Jul-01Aug)

(Week2: 02Aug-08Aug)



Minimum Temperature (Tmin)

- **Week 1 (26.07.2024 to 01.08.2024):** Minimum temperature likely to be above normal over most parts of the country except Kerala, Telangana, Rayalaseema and regions along East Coast.
- **Week 2 (02.08.2024 to 08.08.2024):** Minimum temperature likely to be slightly above normal over parts of Northwest India, Central India and Karnataka.