

**UNIVERSITY OF AGRICULTURAL SCIENCES, BENGALURU &
INDIAN METEOROLOGICAL DEPARTMENT**



**GRAMIN KRISHI MAUSAM SEWA
AMFU, OFRS, NAGANAHALLI,
MYSURU - 570003**



Date: 26-11-2024

AGRO-ADVISORY BULLETIN FOR CHAMARAJANAGARA DISTRICT

Issued jointly by, UAS, Bengaluru & Indian Meteorological Department

Past Weather Data

Parameter	22.11.2024	23.11.2024	24.11.2024	25.11.2024	26.11.2024
Rainfall (mm)	0	0	0	0	0
Max. Temp. (°C)	30.9	30.2	29.8	29.9	29.2
Min. Temp. (°C)	16.8	17.3	15.8	17.5	18.9
Sky condition (Octas)	-	-	-	-	-
Relative humidity (%) 0830 hours	96	96	97	99	98
Relative humidity (%) 1730 hours	-	-	-	-	-
Wind Speed (km/h)	-	-	-	-	-
Wind Direction	-	-	-	-	-

Weather forecast for the next five days (From 27-11-2024 to 01-12-2024)

Parameter	27.11.2024	28.11.2024	29.11.2024	30.11.2024	01.12.2024
Rainfall (mm)	0	0	0	0	0
Max. Temp. (°C)	23.5	23.1	24.5	24.8	25
Min.Temp. (°C)	18.2	17.5	17.1	18.7	18.2
Sky condition (Octas)	8	8	8	8	8
Relative humidity (%) 0830 hours	88	84	84	92	89
Relative humidity (%) 1730 hours	60	57	59	59	60
Wind Speed (kmph)	2.9	4.7	4.1	3.8	1.5
Wind Direction	90	328	315	319	315

Forecast Summary

As forecast received from IMD, partially cloudy sky with **no rainfall** may be expected from 27.11.2024 to 01.12.2024 in Chamarajanagara district. The day temperature is expected to be 23.1-25 °C & night temperature is expected 17.1-18.7 °C. The relative humidity in the morning hours is expected to be 84-92% & afternoon relative humidity is expected to be in the range of 57-60%. Wind speed expected to be 1.5-4.7 km/ hr.

SMS Advisory

Protect crops and livestock from cold; irrigate late morning and provide warm shelters for animals.

Recommendations to the farmers:-

Crop	Pest/Disease	Damage symptoms	Control measures
General Advisory:			
<ul style="list-style-type: none"> ✓ As no rainfall is expected, schedule light but consistent irrigation for crops like cabbage, cauliflower, tomato, and beans. ✓ Avoid over-irrigation, particularly for crops in fruit and pod development stages, to prevent diseases like fruit rot and root rot. ✓ Monitor crops regularly for pests such as aphids, pod borers, and fruit borers. ✓ Use eco-friendly pest control methods such as neem oil or pheromone traps. ✓ Mulch around crops to conserve soil moisture and suppress weed growth. ✓ Apply balanced fertilizers, especially potash and nitrogen, to support growth in critical stages like fruiting and pod formation. ✓ Prune dead or diseased parts to promote healthy growth. ✓ Protect sensitive crops like banana and coffee from strong winds by supporting them with stakes. ✓ For turmeric and ginger ready for harvest, ensure proper drying of rhizomes to prevent fungal growth. ✓ Mulch and maintain basin formation around coconut, arecanut, and black pepper to conserve soil moisture. ✓ Provide clean, dry shelters and adequate ventilation to livestock. ✓ Increase feeding of high-energy fodder to maintain body warmth in cooler temperatures. ✓ Maintain optimal room temperature (24-26°C) and humidity (65-75%) for silkworm rearing. ✓ Feed silkworms fresh and healthy mulberry leaves to ensure uniform growth. ✓ Ensure poultry houses are well-ventilated and dry. ✓ Provide clean drinking water and balanced feed to maintain productivity. ✓ Look for early signs of fungal infections due to high humidity during the morning. ✓ Use appropriate fungicides or organic solutions like garlic extracts for management. ✓ Avoid field operations during peak midday hours to prevent heat exhaustion. ✓ Ensure proper storage of harvested produce to maintain quality. 			

Weather based advisory

Crop	Stage	Advisory
Cabbage and cauliflower	Head formation stage	Maintain adequate soil moisture through light irrigation. Watch for pests like aphids.
Bean	Pod formation stage	Ensure consistent soil moisture. Handpick pests like pod borers if observed.
Tomato	Fruit development stage	Stake plants to prevent fruit contact with soil. Avoid overwatering to prevent diseases.
Red gram	Pod initiation stage	Monitor for pod borers. Apply a light dose of fertilizers for healthy pod development.
Paddy	Hard dough stage	Avoid waterlogging. Monitor for pests and prepare for harvesting soon.
Chilli	Fruit development stage	Remove damaged fruits and monitor for fruit rot or viral infections.
Field bean	Pod development	Irrigate moderately. Monitor for pod pests like aphids.
Banana	Fruit development stage	Support the plants with props to prevent lodging. Apply potash-rich fertilizers.
Chilli	Vegetative stage	Perform timely weeding. Apply nitrogen fertilizers to promote healthy vegetative growth.
Horticultural crops	Various stages	Monitor for pests/diseases. Adjust irrigation based on stage-

		specific needs.
Plantation crops	Various stages	Mulch around the base to conserve moisture. Prune older leaves to promote airflow.
Livestock	Shelter and Feeding	Provide clean, dry shelters. Maintain hydration and balanced feed to support health.
Sericulture	Rearing stage	Maintain optimal temperature and humidity in rearing rooms. Feed silkworms with fresh mulberry leaves.
Poultry	Shelter and Feeding	Ensure adequate ventilation in coops. Provide clean water and balanced feed.

Recommendation to farmers

Crop specific advisory:

Crop	Stage	Advisory
Cabbage diamond back moth	Head stage	<ul style="list-style-type: none"> • Spray DDVP 76 EC. @0.5 ml./lit water in nursery. • 15 days before transplanting around the main field and every 25 rows of cabbage one row of mustard sowing, 15 to 20 days after cabbage planting another row of mustard sowing. Mustard as trap crop. Spray on mustard with 0.5 ml. DDVP in a lit. water. • During head formation, spray 5 per cent NSKE . • Birdpurchases may be provided to attract predatory birds.
Tomato whiteflies	Fruiting stage	Spray 1.0ml.Oxydemeton methyl 25 EC in a lit. water.
Bean Pod borer	Pod formation stage	Spray 2.0 ml. Malathion 50 EC./ lit. water .
Tomato Early and late blight of tomato	Fruiting stage	<p>For late blight of tomato 15 days prior to transplanting Trichoderma and Pseudomonas enriched compost may be incorporated to the soil. For early blight control spray 2.0 g. Mancozeb 75 WP OR 2.0 g. Maneb OR 2.0 g. Metalaxyl- MZ 72WP. OR 2.0 g. Dimethomorph + polyram/lit. water. For control of late blight spray 2.0 g. Metalaxyl - MZ 72WP. OR 2.0 g. Fosetyl al 80 WP OR 2.0 g. Dimethomorph + polyram in a lit. water, 5 weeks after transplanting. Repeat the spray 7th, 9th and 11th weeks after transplanting. 200- 250 lit. spray solution required/acre/spray.</p>
Rice earhead bug	Hard dough stage	<p>> During milky stage of the crop; spray Malathion 50 EC. at 2.0 ml./lit. of water .</p> <p style="text-align: center;">OR</p> <p>> Dust 8 - 10 kg. Malathion 5 D./acre during morning hours.</p>
Rice Brown plant hoppers	Hard dough stage	<p>Spray any one of the following insecticides per lit. water</p> <ol style="list-style-type: none"> 1) Imidacloprid 17.8 SL.- 0.5 ml. 2) Thiamethoxam 25 WG.- 0.7 g. 3) Monocrotophos 36 SL.- 1.5ml 4) Chlorpyriphos 20 EC.- 2.0 ml. 5) Buprofezin 25 EC.- 1.4ml.

		<p>> Spray solution should reach the base of the plant. > Around 400 to 450 lit. spray solution required/acre. Granular insecticide kg./ac 1) Carbofuran 3 G- 8.0 2) Phorate 10 G- 5.0 3) Quinalphos 5 G - 12.0 N.B: Drain out the water and apply granules. Two days after application light irrigation may be provided.</p>
Red gram Sterility mosaic	Pod initiation stage	<p>Pull out the infested plants and destroy. 20 - 25, 40 - 45 days after sowing spray 2.5 ml. Dicofol 18.5 EC./lit. water. ICP 7035 sterility mosaic resistant red gram variety.</p>
Banana Leaf spot (Cigatoka)	Fruit development	<p>In endemic areas grow resistant banana variety - Sakkare bale. At the time of planting the rhizomes may treated with any one of the Fungicides /lit. water a) Propiconazole 25 EC.- 1.0 ml. b) Thiophenate methyl 70 Wdiv.- 1.0 g. c) Carbendazim 50 Wdiv.- 1.0 g. d) Metham Sodium (Vapom) - 1.0 g. In Mashy area provide drainage.</p>
Field bean pod borer	Pod development	<p>Dust 10 kg. Fenvalrate 0.4 D. OR Malathion 5 D. per acre during morning hours.</p>
Paddy Leaf folder	Panicle emergence stage	<p>Apply any one of the following insecticides per lit. water a) Quinalphos 25 EC. - 2.0 ml. b) Indoxacarb 14.5 SC. - 0.5ml. c) Flubendiamide 48 SC. - 0.08ml. d) Flubendiamide 20 WG. - 0.2 g. Drain out the water and spray the insecticide. 250 - 300 lit. spray mixture requires per acre.</p>
Paddy Bacterial leaf blight	Panicle emergence stage	<p>25 and 50 DAT add 0.5 g. Streptocycline and 2.5 g. Copper oxychloride 50 WP for a lit. Water and spray. 200 to 250 lit. Spray mixture requires/acre/time.</p>
Ginger Rhizome rot	Harvesting stage	<p>2.0 g. Metalaxyl - MZ 72Wdiv. in a lit. water. Before store of seed material soak them in 3.0 g. Mancozeb 75 Wdiv. in a lit. water for 30 min then dry in shade and store.</p>

Block level weather forecast (From 27-11-2024 to 01-12-2024)

Chamarajanagara

Parameter	27.11.2024	28.11.2024	29.11.2024	30.11.2024	01.12.2024
Rainfall (mm)	0	0	0	0	0
Max. temp (°C)	24.4	22.7	23.5	25	24.9
Min.Temp (°C)	18.2	17.7	16.6	16.9	18.5
Sky condition (Octas)	8	7	7	8	8
Relative humidity (%) 0830 hours	93.1	84.6	83.9	83.6	92
Relative humidity (%) 1730 hours	61.2	63	56.5	58.8	63.2
Wind Speed (kmph)	4.3	5	4.9	4.2	5.8
Wind Direction	90	329.8	287.1	301	291.8

Gundlupete

Parameter	27.11.2024	28.11.2024	29.11.2024	30.11.2024	01.12.2024
Rainfall (mm)	0	0	0	0	0
Max. temp (°C)	24.2	22.6	23.8	25.2	25
Min.Temp (°C)	18	17.7	16.5	16.8	18.2
Sky condition (Octas)	8	7	7	8	7
Relative humidity (%) 0830 hours	90.7	82.7	77.8	83.4	92.9
Relative humidity (%) 1730 hours	57.1	62.3	55.1	56	62.3
Wind Speed (kmph)	3.9	3.1	1.3	2.3	6.1
Wind Direction	56.3	20.5	236.3	308.7	0

Kollegala

Parameter	27.11.2024	28.11.2024	29.11.2024	30.11.2024	01.12.2024
Rainfall (mm)	0	0	0	0	0
Max. temp (°C)	25.5	24.2	24.5	26.2	25.7
Min.Temp (°C)	18.8	18.4	17.2	17.6	19
Sky condition (Octas)	8	7	7	8	7
Relative humidity (%) 0830 hours	93.1	82.5	80.7	82.2	92.3
Relative humidity (%) 1730 hours	58.9	58.5	54.1	55	59.9
Wind Speed (kmph)	4.3	3.6	3.4	2.6	4.7
Wind Direction	41.6	90	288.4	303.7	278.8

Yelandur

Parameter	27.11.2024	28.11.2024	29.11.2024	30.11.2024	01.12.2024
Rainfall (mm)	0	0	0	0	0
Max. temp (°C)	25.2	23.7	24.1	25.9	25.4
Min.Temp (°C)	18.6	18.2	17	17.4	18.8
Sky condition (Octas)	8	7	7	8	7
Relative humidity (%) 0830 hours	92.9	82.5	80.9	83.2	92.9
Relative humidity (%) 1730 hours	59.6	60.6	55.3	55.8	62
Wind Speed (kmph)	4.1	3.6	3.1	2.6	4.7
Wind Direction	37.8	354.3	290.6	303.7	274.4

Hanur

Parameter	27.11.2024	28.11.2024	29.11.2024	30.11.2024	01.12.2024
Rainfall (mm)	0	0	0	0	0
Max. temp (°C)	24	22.7	23.1	24.9	24.2

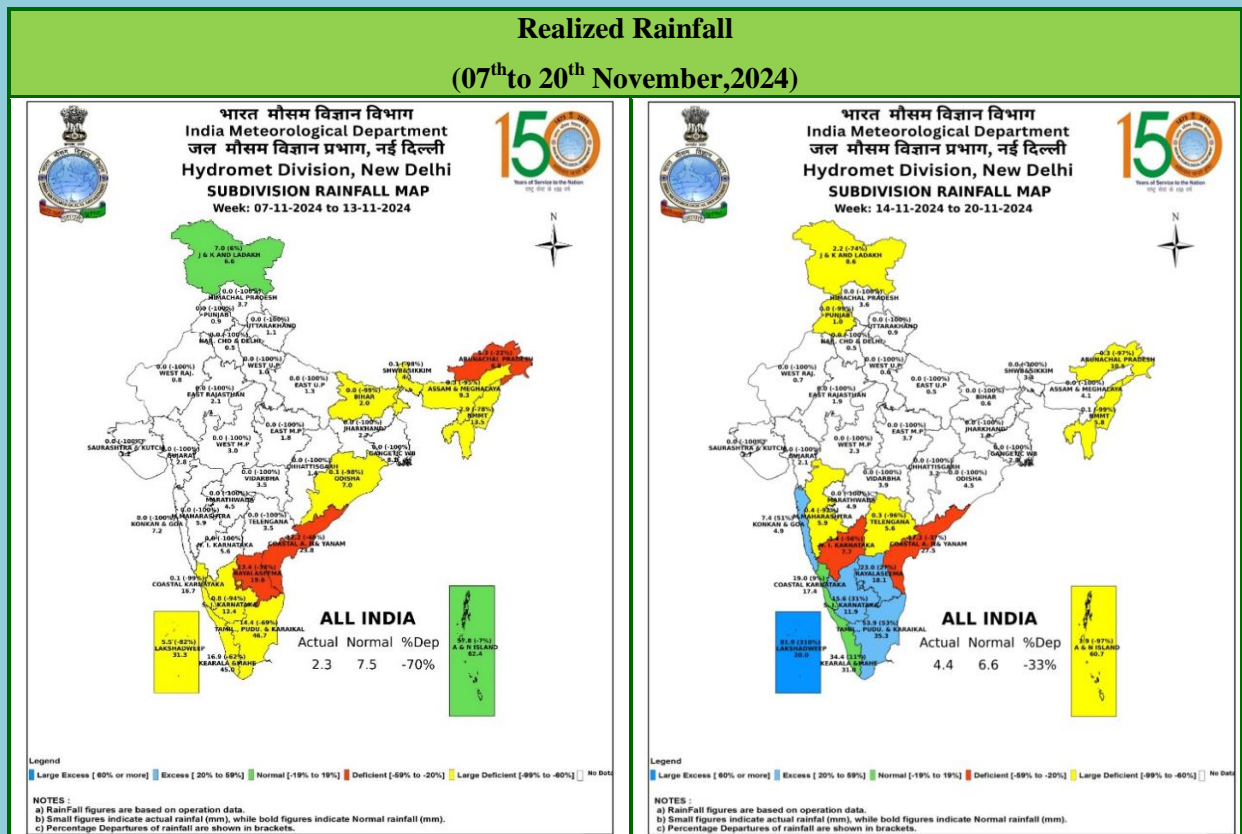
Min.Temp (°C)	18.2	17.2	16.7	16.9	18.2
Sky condition (Octas)	8	7	7	8	7
Relative humidity (%) 0830 hours	91.8	83.4	80.7	84.2	92
Relative humidity (%) 1730 hours	61.6	63.1	58.8	58.7	63
Wind Speed (kmph)	3.8	4.5	5.6	3.5	6
Wind Direction	16.7	331.4	284.9	294	287.4

- Download “DAMINI” app to get early warning on lightening and take precautions based on the alert given by the application.
- Kindly download”MAUSAM” APP for location specific forecast & warning &“MEGHDOOT” APP for Agromet advisory
- This information is available in the website: mausam.imd.gov.in

For any information farmers can contact **Dr. C. Ramachandra**, Senior Farm Superintendent/
Dr. Sumanth Kumar.G.V, Technical officer over phone No. 0821-259126/ 9535345814.

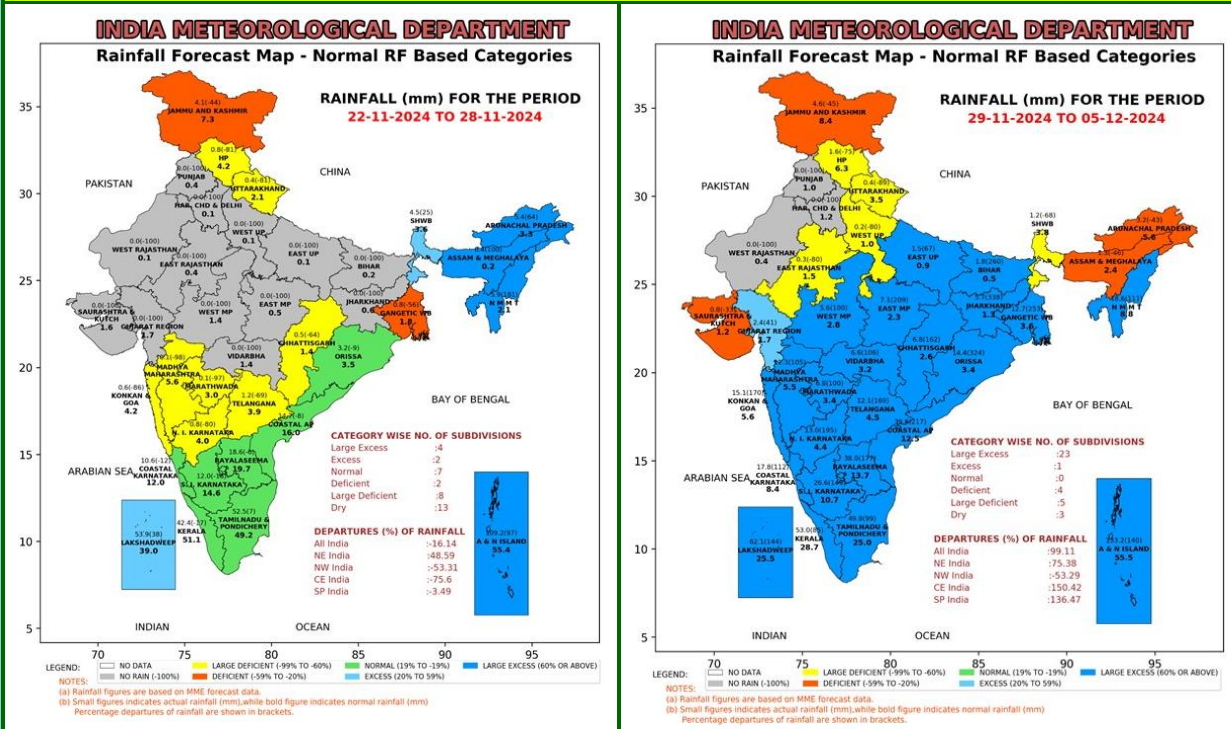
AMFU of IMD,
Naganahalli, Mysuru

वास्तविक वर्षा तथा विस्तारित अवधि पूर्वानुमान
Realized Rainfall and Extended Range Forecast
(वर्षा और तापमान)
(Rainfall and Temperature)



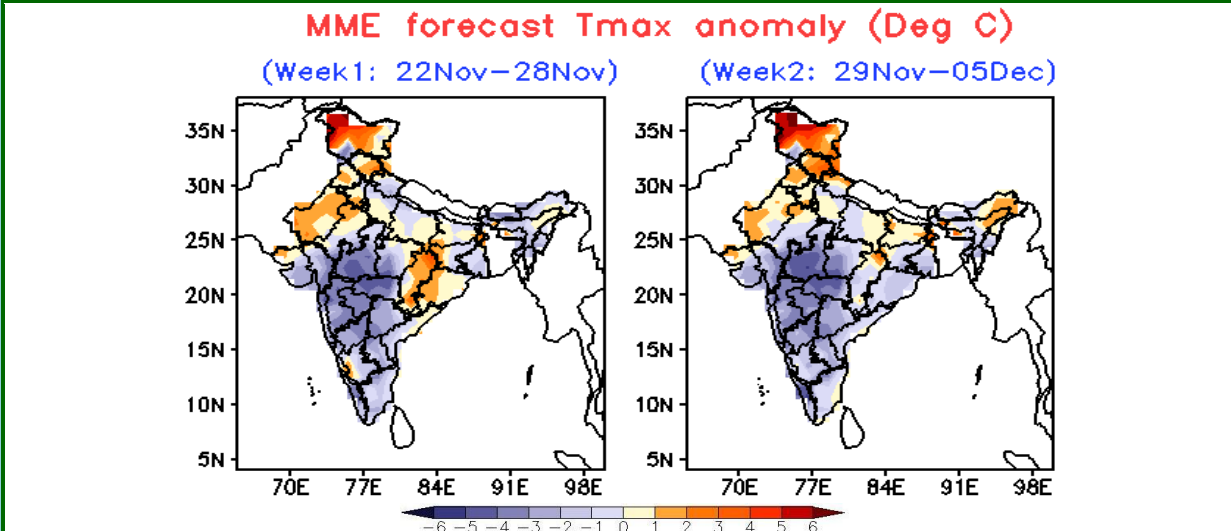
Extended Range Forecast System

Rainfall forecast maps for the next 2 weeks (IC- 20th November, 2024) (22nd Novemberto 05th December, 2024)



- **Week1 (22.11.2024 to 28.11.2024):**Rainfall is likely to be normal over South India.
- **Week 2 (29.11.2024 to 05.12.2024):**Rainfall is likely over South India, Central India, East India and Nagaland, Manipur, Mizoram & Tripura (NMMT).

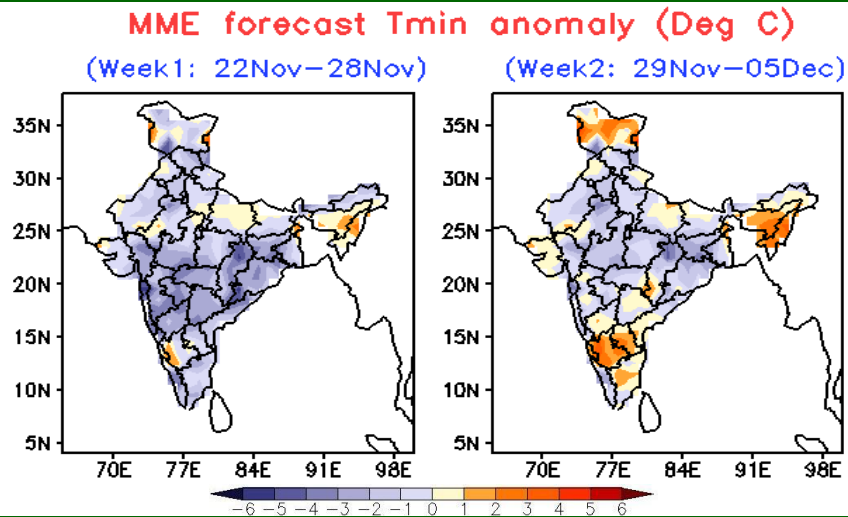
Maximum and Minimum temperature anomaly (C) forecast for the next 2 weeks (IC- 20th November, 2024) (22nd Novemberto 05th December, 2024)



Maximum Temperature (Tmax)

- **Week 1 (22.11.2024 to 28.11.2024):**Maximum temperature is likely to be above normal over Jammu & Kashmir, Punjab, Himachal Pradesh, West Rajasthan and Chhattisgarh. It is likely to be below normal over Central India, West India and South India.
- **Week 2 (29.11.2024 to 05.12.2024):**Maximum temperature is likely to be above normal over Jammu & Kashmir, Himachal Pradesh, Punjab, West Rajasthan and Arunachal Pradesh. It is likely to be below normal over Central India, West India, South India and

some parts of East India.



Minimum Temperature (Tmin)

- **Week 1 (22.11.2024 to 28.11.2024):** Minimum temperature is likely to be below normal over most parts of the country.
- **Week 2 (29.11.2024 to 05.12.2024):** Minimum temperature is likely to be below normal over many parts of Northwest India, Central India and some parts of East India. It is likely to be above normal over Jammu & Kashmir, Northeast India, many parts of West India and South India.