

**UNIVERSITY OF AGRICULTURAL SCIENCES, BENGALURU &
INDIAN METEOROLOGICAL DEPARTMENT**



**GRAMIN KRISHI MAUSAM SEWA
AMFU, OFRS, NAGANAHALLI,
MYSURU - 570003**



Date:27-12-2024

AGRO-ADVISORY BULLETIN FOR KODAGU DISTRICT

Issued jointly by, UAS, Bengaluru & Indian Meteorological Department

Past Weather Data

Parameter	24.12.2024	25.12.2024	26.12.2024	27.12.2024
Rainfall (mm)	0	0	0	0
Max. Temp. (°C)	27.7	29.3	28.1	27
Min. Temp. (°C)	17.1	14.8	16.1	19.7
Sky condition (Octas)	-	-	-	-
Relative humidity (%) 0830 hours	97	97	97	89
Relative humidity (%) 1730 hours	-	-	-	-
Wind Speed (km/h)	-	-	-	-
Wind Direction	-	-	-	-

Weather forecast for the next five days (From 28-12-2024 to 01-01-2025)

Parameter	28.12.2024	29.12.2024	30.12.2024	31.12.2024	01.01.2025
Rainfall (mm)	3.1	0	0	0	0
Max. Temp. (°C)	27.6	28.5	28.4	28.4	28.4
Min. Temp. (°C)	18.9	18	17.1	17.2	17.9
Sky condition (Octas)	4	2	3	2	6
Relative humidity (%) 0830 hours	96	96	91	86	85
Relative humidity (%) 1730 hours	51	48	41	41	45
Wind Speed (kmph)	6.6	6.4	7	9	10
Wind Direction	78	74	69	67	69

Forecast Summary

As forecast received from IMD, cloudy sky with **very light rainfall** may be expected from 28.12.2024 to 01.01.2025 in Kodagu district. The day temperature is expected to be 27.6-28.5°C & night temperature is expected 17.1°C to 18.9°C. The relative humidity in the morning hours is expected to be 85% to 96% & afternoon relative humidity is expected to be in the range of 41% to 51%. Wind speed expected to be 6.4-10 km/ hr.

SMS Advisory

- Complete harvesting of paddy and millets early and dry grains thoroughly to prevent spoilage.
- Avoid leaving harvested produce in the field; store under proper cover to prevent rain damage.

Recommendations to the farmers:-			
Crop	Pest/Disease	Damage symptoms	Control measures
General Advisory:			
<ul style="list-style-type: none"> • Fungal Diseases: High humidity can increase fungal infections. Use bio-fungicides like Trichoderma or appropriate chemical sprays for crops at risk. • Pest Monitoring: Install yellow and pheromone traps for crops like red gram, beans, and tomato to monitor pest activity. • Nutrient Management: Apply foliar sprays of micronutrients where nutrient deficiency symptoms appear, especially in horticultural crops. 			

Crop	Stage	Advisory (Including Pest and Disease Control Measures)
Paddy	Harvesting	Harvest crops promptly in dry weather. Dry and store harvested grains to avoid fungal infections.
Coffee	Harvest stage	Continue harvesting ripe berries. Ensure quick processing to avoid quality loss.
Black Pepper	Berry development	Protect from pests like whiteflies. Ensure proper irrigation and avoid overwatering.
Arecanut	Nut development to harvesting	Harvest mature nuts and store them in a cool, dry place. Protect from pests.
Coconut	Nut development	Ensure proper irrigation and nutrient application to support healthy nut development.
Cardamom	Harvesting	Continue harvesting ripe pods. Dry harvested pods in a shaded area to prevent quality loss.
Banana	Bunch development	Provide proper staking to avoid plant lodging. Apply potassium-rich fertilizers for healthy fruit.
Ginger and Turmeric	Harvesting	Harvest mature ginger rhizomes. Cure them properly before storage to avoid spoilage.

Advisory for Livestock and Sericulture			
Category	Advisory	Pests and Diseases	Control Measures
Livestock	Provide clean drinking water and adequate shelter; avoid overcrowding in sheds.	Foot and mouth disease (FMD), ticks	Vaccinate for FMD; use acaricides or herbal sprays to control ticks.
Sericulture	Ensure mulberry plantations are irrigated; maintain optimal humidity in rearing rooms.	Silkworm diseases (grasserie, flacherie)	Maintain hygiene; disinfect rearing rooms with 2% formalin solution.

Block level weather forecast (From 28-12-2024 to 01-01-2025)					
Madikeri					
Parameter	28.12.2024	29.12.2024	30.12.2024	31.12.2024	01.01.2025
Rainfall (mm)	2.2	0	0	0	0
Max. temp (°C)	26.8	27.5	27.5	27.2	27.2
Min.Temp (°C)	18.5	17.5	16.5	17.4	17.7
Sky condition (Octas)	5	3	3	4	5

Relative humidity (%) 0830 hours	95.6	94.7	94.6	91.2	87.7
Relative humidity (%) 1730 hours	51.8	53.5	44.4	46.4	51.9
Wind Speed (kmph)	6.7	5.6	6.4	8.7	9.5
Wind Direction	74.5	63.4	63.4	60.2	65.4

Somvarpet					
Parameter	28.12.2024	29.12.2024	30.12.2024	31.12.2024	01.01.2025
Rainfall (mm)	0.8	0	0	0	0
Max. temp (°C)	27.1	27.5	27.5	27.2	27.2
Min.Temp (°C)	18.2	17.1	16.2	16.9	17.2
Sky condition (Octas)	4	2	3	4	4
Relative humidity (%) 0830 hours	95.2	94.3	95.4	91.7	88.9
Relative humidity (%) 1730 hours	49.3	51.6	45.3	46.6	51.5
Wind Speed (kmph)	7.9	7.2	7.2	9.4	10.1
Wind Direction	92.6	95.7	0	87.8	88

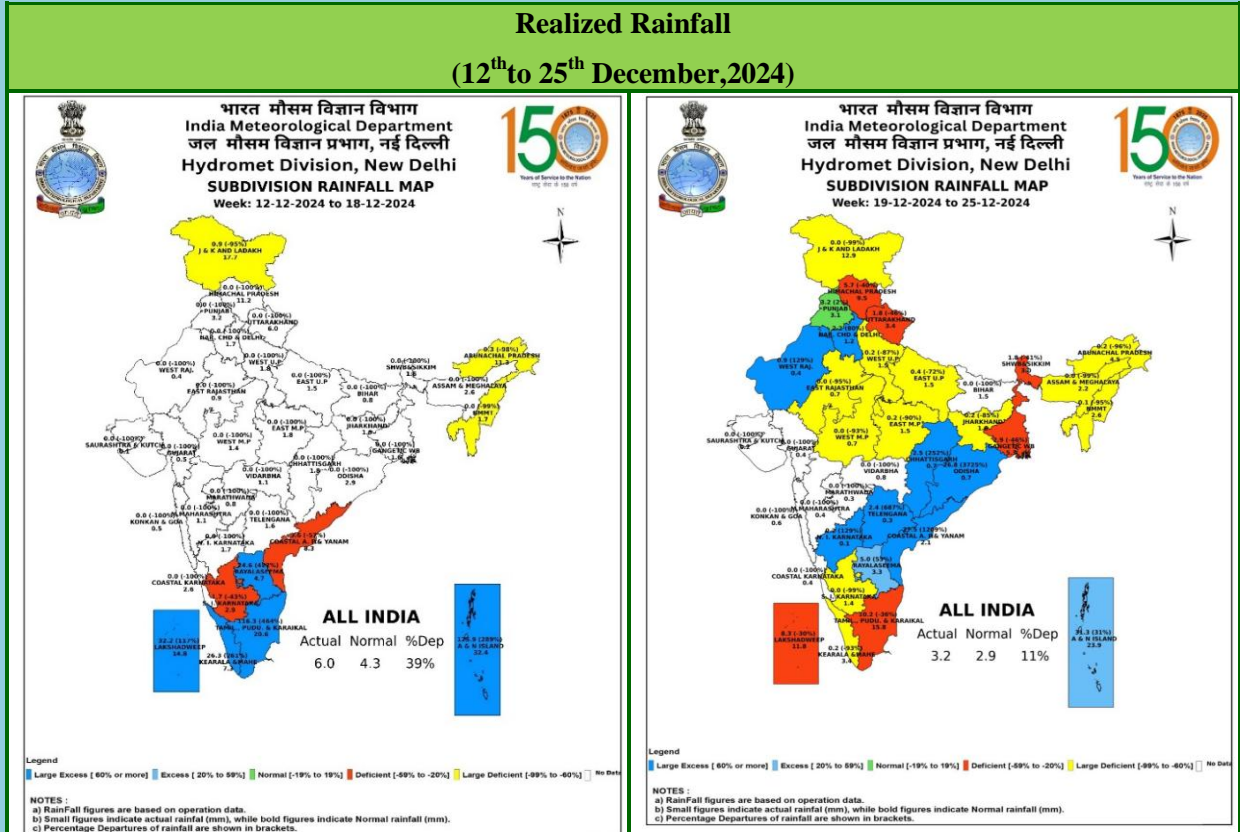
Virajpet					
Parameter	28.12.2024	29.12.2024	30.12.2024	31.12.2024	01.01.2025
Rainfall (mm)	2.1	0	0	0	0
Max. temp (°C)	29	29.6	29.7	29.5	29.4
Min.Temp (°C)	19.2	18.5	17.7	18.6	19.4
Sky condition (Octas)	3	3	4	4	4
Relative humidity (%) 0830 hours	97.1	95.9	90.1	83.9	76.9
Relative humidity (%) 1730 hours	47.2	52	42.3	43.5	46.3
Wind Speed (kmph)	6.4	6.5	7.2	9.6	9.9
Wind Direction	63.4	56.3	53.1	55.7	56.9

- Download “**DAMINI**” app to get early warning on lightening and take precautions based on the alert given by the application.
- Kindly download “**MAUSAM**” APP for location specific forecast & warning & “**MEGHDOOT**” APP for Agromet advisory
- This information is available in the website: mausam.imd.gov.in

For any information farmers can contact **Dr. C. Ramachandra**, Senior Farm Superintendent/ **Dr. Sumanth Kumar.G.V**, Technical officer over phone No. 0821-259126/ 9535345814.

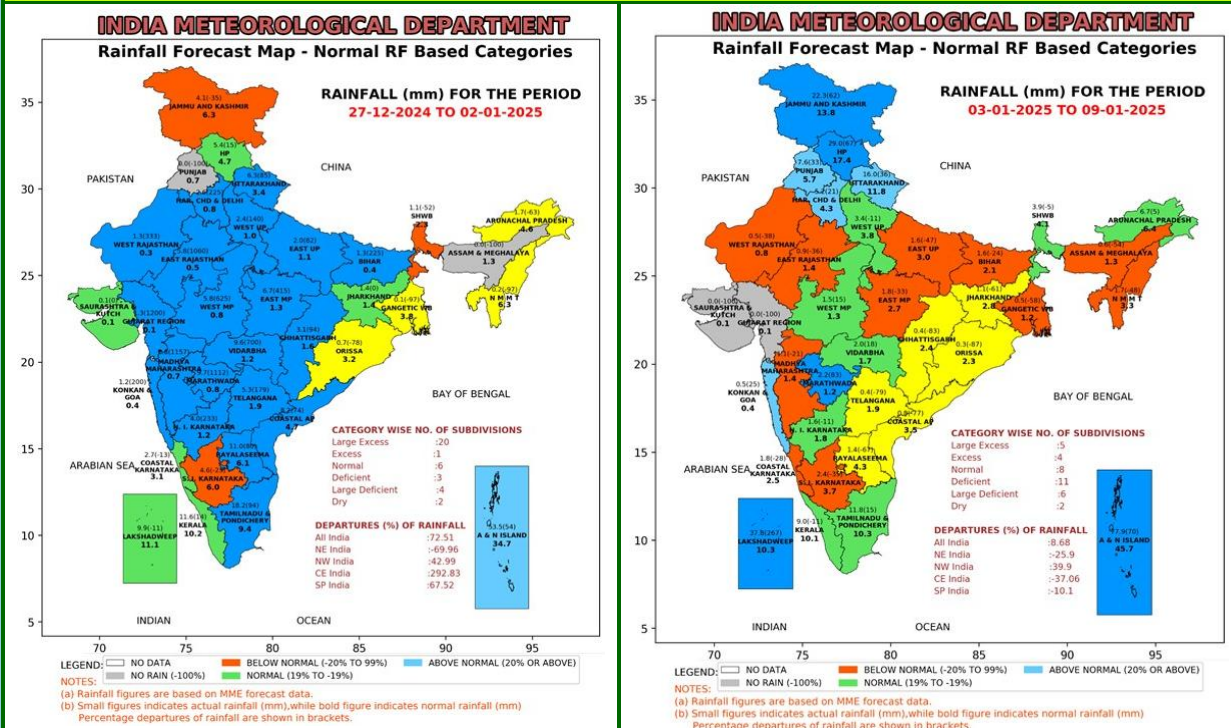
AMFU of IMD,

वास्तविक वर्षा तथा विस्तारित अवधि पूर्वानुमान
Realized Rainfall and Extended Range Forecast
 (वर्षा और तापमान)
 (Rainfall and Temperature)



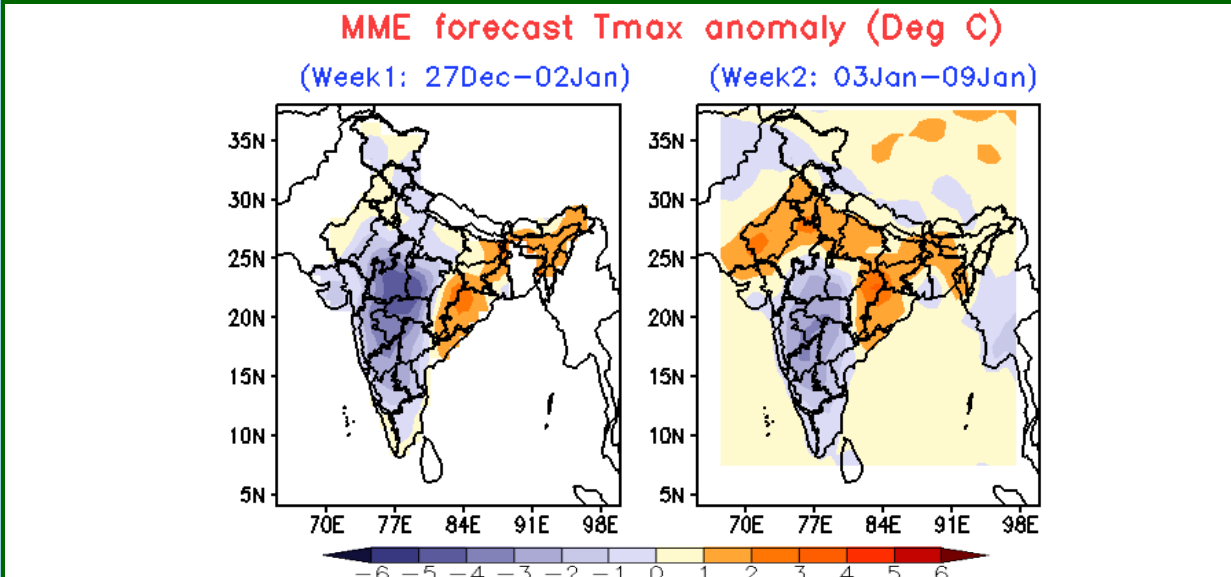
Extended Range Forecast System

Rainfall forecast maps for the next 2 weeks (IC- 25th December,2024) (27thDecember, 2024to 09thJanuary, 2025)



- **Week1(27.12.2024 to 02.01.2025):**Rainfall is likely to be above normal over Maharashtra, some parts of Madhya Pradesh, isolated pockets of Rajasthan and coastal regions of Tamil Nadu and South Andhra Pradesh.
- **Week 2 (03.01.2025 to 09.01.2025):**Rainfall is likely to be above normal over Jammu & Kashmir and Himachal Pradesh.

Maximum and Minimum temperature anomaly (°C) forecast for the next 2 weeks (IC- 25th December,2024) (27th December, 2024to 09thJanuary, 2025)



- #### Maximum Temperature (Tmax)
- **Week 1 (27.12.2024 to 02.01.2025):**Maximum temperature is likely to be below normal over Central India, some parts of NorthWest India, West India and South India. However,

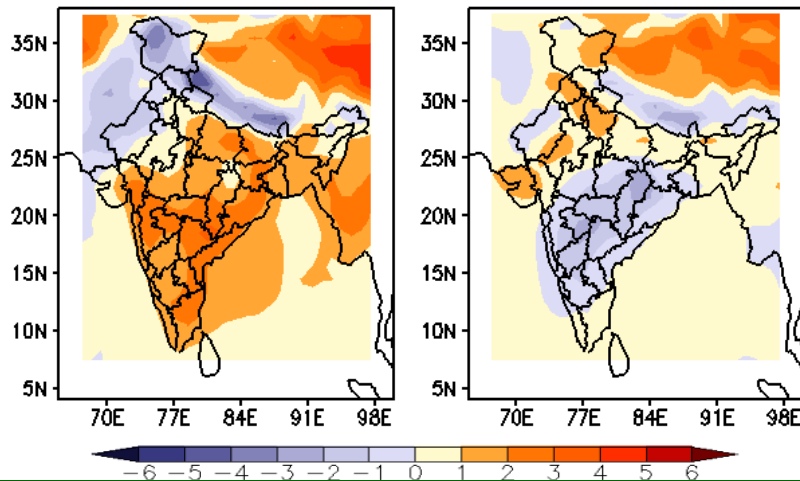
it is likely to be above normal over East India, North East India, Punjab, Haryana, Jammu & Kashmir.

- **Week 2 (03.01.2025 to 09.01.2025):** Maximum temperature is likely to be below normal over Central India and South India. However, it is likely to be above normal over North west India, East India, North East India and Chhattisgarh.

MME forecast Tmin anomaly (Deg C)

(Week1: 27Dec-02Jan)

(Week2: 03Jan-09Jan)



Minimum Temperature (Tmin)

- **Week 1 (27.12.2024 to 02.01.2025):** Minimum temperature is likely to be above normal over most parts of the country. It is likely to be below normal over Jammu & Kashmir, Himachal Pradesh, Uttarakhand, Punjab and west Rajasthan.
- **Week 2 (03.01.2025 to 09.01.2025):** Minimum temperature is likely to be above normal over Bihar, Gujarat, Kerala, Tamil Nadu and most parts of North West & North East India. It is likely to be below normal over Central India, many parts of west India and some parts of East & South India.